

**Dell Systems Management - OpenManage Software
Support Matrix
Version 7.4**



Notes, Cautions, and Warnings



NOTE: A NOTE indicates important information that helps you make better use of your computer.



CAUTION: A CAUTION indicates either potential damage to hardware or loss of data and tells you how to avoid the problem.



WARNING: A WARNING indicates a potential for property damage, personal injury, or death.

Copyright © 2014 Dell Inc. All rights reserved. This product is protected by U.S. and international copyright and intellectual property laws. Dell™ and the Dell logo are trademarks of Dell Inc. in the United States and/or other jurisdictions. All other marks and names mentioned herein may be trademarks of their respective companies.

2014 - 03

Rev. A00

Contents

1 Introduction.....	7
What Is New In This Release.....	7
Structure Of This Guide.....	8
Accessing Documents From Dell Support Site.....	8
Supported Dell OpenManage Systems Management Software.....	8
Where Can I find The Server Administrator One-to-One Agent.....	9
Supported Dell OpenManage Change Management Software.....	9
Supported Dell OpenManage Systems Management Consoles.....	9
Supported Dell Remote Access Controllers And Solutions.....	9
Supported Browsers.....	9
Network Interface Controllers And Supported Operating Systems.....	9
RAID Controller Supported Servers, Operating Systems, Firmware, And Driver Versions.....	10
Supported GUI Languages.....	10
2 Supported Dell OpenManage Systems Management Software.....	11
Documentation Conventions For Dell Systems.....	11
Supported Dell OpenManage Systems Management Software On Windows Operating Systems.....	12
Supported Dell OpenManage Systems Management Software on Linux Operating Systems.....	18
Supported Dell OpenManage Systems Management Software On Virtualization Operating Systems.....	20
3 Supported Dell OpenManage Change Management Software.....	25
Supported Change Management Software on Microsoft Windows Operating Systems.....	25
Supported Change Management Software on Linux Operating Systems.....	29
Supported Change Management Software on Virtualization Operating Systems.....	33
4 Supported Dell OpenManage Systems Management Consoles.....	37
Dell OpenManage Essentials v1.3.....	37
Dell OpenManage Mobile v1.0.....	37
Dell OpenManage Power Center v2.0.....	37
Supported Microsoft Windows Operating Systems for Power Center v2.0.....	38
Supported Linux Operating Systems For Power Center v2.0.....	38
Dell OpenManage Server Administrator v7.4.....	38
Supported Microsoft Windows Operating Systems for Server Administrator and Server Administrator Web Server.....	38
Supported Linux Operating Systems For Server Administrator And Server Administrator Web Server.....	39
Supported Virtualization Operating Systems For Server Administrator And Server Administrator Web Server...39	
Supported Operating Systems For Server Administrator Web Server On Your Managed System (Servers).....	40

5 Dell OpenManage Systems Management Tools And Utilities.....	41
Supported Microsoft Windows Pre-installation Environment For Deployment Toolkit v4.4.....	41
DRAC tools that include RACADM, VMCLI, and iVMCLI.....	41
Supported Microsoft Windows Operating Systems For The RACADM Utility.....	41
Supported Linux Operating Systems For The RACADM Utility.....	42
Supported Virtualization Operating Systems For The RACADM Utility.....	42
Supported Microsoft Windows Operating Systems For VMCLI And iVMCLI.....	43
Supported Linux Operating Systems For The VMCLI And iVMCLI.....	43
IPMITool In-Band.....	44
Supported Microsoft Windows Operating Systems For IPMITool In-Band.....	44
Supported Linux Operating Systems for IPMITool In-Band.....	44
IPMITool Out-of-Band.....	44
Supported Microsoft Windows Operating Systems For IPMITool Out-of-Band.....	45
Supported Linux Operating Systems for IPMITool Out-of-Band.....	45
Supported Microsoft Windows Operating Systems For IPMITool.....	45
Supported Linux Operating Systems For IPMITool.....	46
Supported Virtualization Operating Systems for IPMITool.....	46
6 Supported Dell Remote Access Controllers And Solutions.....	47
Supported Remote Access Controllers And Solutions For Blade Servers.....	48
Supported Remote Access Controllers and Solutions for Rack and Tower Servers.....	49
7 Lifecycle Controller — Supported Dell Systems and Operating Systems.....	53
Supported Dell Systems And Windows Operating Systems For Lifecycle Controller v1.3.....	53
Supported Dell Systems and Linux Operating Systems for Lifecycle Controller v1.3.....	53
Supported Dell Systems and Virtualization Operating Systems for Lifecycle Controller v1.3.....	54
8 Supported Browsers.....	55
9 Network Interface Controllers And Supported Operating Systems.....	59
10 RAID Controller Supported Servers, Operating Systems, Firmware, And Driver Versions.....	61
Linux Driver Included In RPM*.....	61
PERC 5/E Adapter.....	61
PERC 5/i Adapter and Integrated.....	62
SAS 5/iR Adapter and Integrated.....	62
SAS 5/i Integrated.....	63
SAS 5/E Adapter.....	63
PERC 6/i Adapter, Integrated, and Modular.....	63
CERC 6/i Integrated.....	64

PERC 6/E Adapter.....	64
SAS 6/iR Integrated and Adapter.....	65
SAS 6/int Modular.....	65
SAS 6 Gbps HBA.....	65
LSI Logic 1020/1030 Ultra320 SCSI Adapter.....	66
PERC H700 Adapter, Integrated, and Modular.....	66
PERC H800 Adapter.....	67
PERC H200 Adapter, Integrated, and Modular.....	67
PERC H310 Adapter, Mini Blade, And Mini Monolithic.....	68
PERC H710 Adapter, Mini Blade, and Mini Monolithic.....	68
PERC H710P Adapter, Mini Blade, and Mini Monolithic.....	68
PERC H810 Adapter.....	69
PERC S100.....	69
PERC S110.....	70
PERC S300.....	70
Dell PowerEdge PCIe Express Flash SSD.....	70
Internal Tape Adapter.....	71

Introduction

The Dell Systems Management Software Support Matrix helps identify Dell OpenManage software and other Dell components supported on Dell PowerEdge/PowerVault systems, browsers, and operating systems.


This guide is intended for system administrators and technicians. The guide provides information about the available Dell systems, the operating systems supported by these systems, and the Dell OpenManage components that can be installed on these systems.

What Is New In This Release

This release adds support for the following:

- **New operating systems:**
 - Windows Server 2012 R2
 - Red Hat Enterprise Linux 6.5
 - SUSE Linux Enterprise Server 11 SP3 64-bit
 - VMware ESXi 5.0 U3
 - VMware ESXi 5.1 U2
 - VMware ESXi 5.5
 - Hyper-V for Windows 2012 R2
- **Deprecated operating systems:**
 - SUSE Linux Enterprise Server 10 SP4 (64-bit)
 - SUSE Linux Enterprise Server 11 SP2 (64-bit)
 - Red Hat Enterprise Linux 6.4 (64-bit)
 - VMware ESXi 5.1 U1 Flash
- CMC 4.5.
- iDRAC7 1.51.51.
- OpenManage Essentials v1.3.
- OpenManage PowerCenter v2.0.
- The Systems Management Tools and Documentation (SMTD) Media would provide guidance on the OpenManage Products/tools.
- We recommend to use Dell OpenManage Essentials as a replacement for ITA. Dell OpenManage Essentials provides improved capabilities such as:
 - Discovering and inventoring the systems.

- Monitoring systems' health.
- Viewing and managing system alerts.
- Performing system updates.
- Viewing hardware inventory and compliance reports.

 **NOTE:** For more information on migrating from ITA to OME, visit dell.com/ome and DellTechcenter.com/ome.

Structure Of This Guide

This guide is organized on the basis of the Dell OpenManage suite of products and the operating systems on which these products are supported.

Accessing Documents From Dell Support Site

You can access the required documents in one of the following ways:

- From the following links:
 - For all Systems Management documents — dell.com/softwaresecuritymanuals
 - For Enterprise Systems Management documents — dell.com/openmanagemanuals
 - For Remote Enterprise Systems Management documents — dell.com/esmanuals
 - For Serviceability Tools documents — dell.com/serviceabilitytools
 - For Client Systems Management documents — dell.com/OMConnectionsClient
 - For OpenManage Connections Enterprise Systems Management documents — dell.com/OMConnectionsEnterpriseSystemsManagement
 - For OpenManage Connections Client Systems Management documents — dell.com/OMConnectionsClient
- From Dell Support site as follows:
 - Go to dell.com/support/manuals.
 - In the **Tell us about your Dell system** section, under **No**, select **Choose from a list of all Dell products** and click **Continue**.
 - In the **Select your product type** section, click **Software and Security**.
 - In the **Choose your Dell Software** section, click the required link from the following:
 - * **Client System Management**
 - * **Enterprise System Management**
 - * **Remote Enterprise System Management**
 - * **Serviceability Tools**
 - To view the document, click the required product version.
- Using search engines as follows:
 - Type the name and version of the document in the **Search** box.

Supported Dell OpenManage Systems Management Software

This chapter contains information about Dell OpenManage systems management software, *Dell OpenManage Server Administrator*, on Dell systems running supported operating systems.

Where Can I find The Server Administrator One-to-One Agent

Supported versions of Server Administrator are available at www.dell.com/support and also on the *Dell Systems Management Tools and Documentation* DVD.

Supported Dell OpenManage Change Management Software

This chapter contains information about Dell OpenManage change management software on Dell systems running supported operating systems.

Dell OpenManage change management software includes:

- Dell Update Packages v7.4
- Server Update Utility v7.4
- Dell Yellow Dog Update Modified (YUM) Repository
- FTP Catalog

Supported Dell OpenManage Systems Management Consoles

This chapter contains information about Dell OpenManage systems management consoles on Dell systems running supported operating systems.

Dell OpenManage systems management consoles include:

- Dell OpenManage Power Center v2.0
- Dell OpenManage Mobile v1.0
- Dell OpenManage Server Administrator v7.4
- Dell OpenManage Essentials v1.3

Supported Dell Remote Access Controllers And Solutions

This chapter contains information about Dell Remote Access Controllers (DRAC), Integrated Dell Remote Access Controllers (iDRAC) versions and firmware, Baseboard Management Controllers (BMC) and IPMI protocol versions of Chassis Management Controllers (CMC).

Supported Browsers

This chapter lists the supported browsers on various operating systems for Dell systems.

Network Interface Controllers And Supported Operating Systems

This chapter contains information about Network Interface Controllers (NICs) and supported operating systems.

RAID Controller Supported Servers, Operating Systems, Firmware, And Driver Versions

This chapter contains information about the servers that support RAID controllers, the version of the Storage Management Service, the version of the Dell Systems Management, the version of the Firmware required for a particular controller, and the supported operating systems, where each operating system requires a specific driver.

Supported GUI Languages

Dell OpenManage is localized to French, German, Spanish, Simplified Chinese, and Japanese. languages.

The following table lists the languages of the Dell OpenManage GUI against the operating system languages. Dell OpenManage supports only the languages listed in the following table.

Table 1. Supported Dell OpenManage GUI Languages

Dell OpenManage GUI Languages	English Operating System	French Operating System	German Operating System	Spanish Operating System	Simplified Chinese Operating System	Japanese Operating System	Korean Operating System	Traditional Chinese Operating System
English	X						X	X
French		X						
German			X					
Spanish				X				
Simplified Chinese					X			
Japanese						X		
Korean								
Traditional Chinese								

Supported Dell OpenManage Systems Management Software

Dell OpenManage systems management software is a suite of applications for Dell systems. This software allows you to manage your system with proactive monitoring, notification, and remote access.

Dell OpenManage systems management software consists of Dell OpenManage Server Administrator.

Dell OpenManage Server Administrator (Server Administrator) is a comprehensive, one-to-one systems management solution, designed for system administrators to manage systems locally and remotely on a network.

Server Administrator comprises the following services:

- Server Administrator Web Server
- Server Instrumentation
- Remote Enablement
- Remote Access Controller
- Storage Management

For more information, see the *Dell OpenManage Server Administrator User's Guide* available at www.dell.com/support/manuals.

Documentation Conventions For Dell Systems

The following table lists the documentation conventions followed for Dell systems.

Table 2. Documentation Conventions for Dell Systems


y9xx (9th generation)	yx0x (10th generation)	yx1x (11th generation)	yx2x (12th generation)
1900	M600	M610	M420
1950	M605	M610x	M520
1955	M805	M710	M620
2900	M905	M710HD	M820
2950	R200	M910	R220
2970	R300	M915	R320
6950	R805	R210	R420
PowerVault DL2000	R900	R210 II	R520
	R905	R310	R620
	T100	R410	R720
	T105	R415	R720XD
	T300	R510	R820

y9xx (9th generation)	yx0x (10th generation)	yx1x (11th generation)	yx2x (12th generation)
	T605	R515	R920
		R610	T320
		R710	T420
		R715	T620
		R810	PowerVault NX400
		R815	PowerVault NX3200
		R910	PowerVault NX3300
		T110	
		T110 II	
		T310	
		T410	
		T610	
		T710	
		PowerVault DL2200	
		PowerVault DX6000	
		PowerVault NX200	
		PowerVault NX300	
		PowerVault NX3000	
		PowerVault NX3100	

Supported Dell OpenManage Systems Management Software On Windows Operating Systems

The following table lists the supported Dell OpenManage 7.4 installation and systems management software on systems running supported Microsoft Windows operating systems.

Systems Build and Update Utility (SBUU) v2.4 - The Dell System Build and Update Utility (SBUU) provide one-to-one deployment and single-server update capabilities in the pre-operating system environment.

 **NOTE:** Dell recommends to use Lifecycle controller for OS deployment on yx1x (11th generation) and yx2x (12th generation) as a replacement for SBUU, as it is deprecated.

An **X** in the intersection of the operating system and the Dell system columns indicates that Server Administrator and Dell Systems Build and Update Utility (SBUU) are supported on that operating system for the corresponding system.

An asterisk (*) in the intersection of the operating system and the Dell system columns indicates operating system support for Dell systems that do not support Dell OpenManage software.

Table 3. Supported Dell OpenManage 7.4 Systems Management Software on Systems Running Microsoft Windows Operating Systems

Dell System	Microsoft Windows Server 2008 R2 x64 and SP1			Microsoft Windows Server 2008 x86 and x64 SP2	Microsoft Windows Small Business Server 2011		Microsoft Windows Storage Server 2008 SP2				Microsoft Windows Server 2012		Microsoft Windows Server 2012 R2			
	Foundation, Standard, and Enterprise	Data Center	Web	Foundation, Standard, Enterprise, and Datacenter	Essentials	Standard, Premium Add-on	Basic	Standard	Enterprise	Workgroup	Standard	Essentials	Foundation	Essentials	Standard	Datacenter
R200	X	X		X		X					X		X		X	
R210	X	X		X	X	X					X		X		X	
R210 II	X	X		X		X					X	X	X	X	X	
R220	X	X	X	X	X	X	X	X	X	X	X	X	X	X	X	X
R300	X	X		X		X					X				X	
R310	X	X		X	X	X					X	X		X	X	
R320	X		X	X							X	X		X	X	
R410	X	X	X	X		X					X				X	X
R415	X	X	X	X		X					X				X	X
R420	X	X	X	X							X				X	X
R510	X		X	X		X					X				X	X
R515	X	X	X	X		X					X				X	X
R520	X	X		X							X				X	X
R610	X	X	X	X		X					X				X	X
R620	X	X	X	X				X	X		X				X	X
R710	X	X	X	X	X	X	X	X			X				X	X
R715	X	X	X	X	X	X	X	X			X				X	X
R720	X	X	X	X				X			X				X	X
R720 XD	X	X	X	X				X			X					
R805	X		X	X		X	X				X					
R810	X		X	X							X				X	X

Dell System	Microsoft Windows Server 2008 R2 x64 and SP1			Microsoft Windows Server 2008 x86 and x64 SP2	Microsoft Windows Small Business Server 2011		Microsoft Windows Storage Server 2008 SP2				Microsoft Windows Server 2012		Microsoft Windows Server 2012 R2			
	Foundation, Standard, and Enterprise	Data Center	Web	Foundation, Standard, Enterprise, and Datacenter	Essentials	Standard, Premium Add-on	Basic	Standard	Enterprise	Workgroup	Standard	Essentials	Foundation	Essentials	Standard	Datacenter
R815	X		X	X							X				X	X
R820	X	X		X							X				X	X
R900	X		X	X		X					X				X	X
R905	X		X	X		X					X					
R910	X	X	X	X							X				X	X
R920	X	X	X	X	X	X	X	X	X	X	X	X	X	X	X	X
M420	X	X	X	X							X				X	X
M520	X	X		X							X				X	X
M600	X		X	X							X				X	X
M605	X		X	X							X				X	X
M610	X		X	X							X				X	X
M610X	X	X	X	X							X				X	X
M620	X	X		X							X				X	X
M710	X		X	X							X				X	X
M710HD	X		X	X							X				X	X
M805	X	X	X	X							X				X	X
M820	X	X		X							X				X	X

Dell System	Microsoft Windows Server 2008 R2 x64 and SP1			Microsoft Windows Server 2008 x86 and x64 SP2	Microsoft Windows Small Business Server 2011			Microsoft Windows Storage Server 2008 SP2			Microsoft Windows Server 2012		Microsoft Windows Server 2012 R2			
	Foundation, Standard, and Enterprise	Data Center	Web	Foundation, Standard, Enterprise, and Datacenter	Essentials	Standard, Premium Add-on	Basic	Standard	Enterprise	Workgroup	Standard	Essentials	Foundation	Essentials	Standard	Datacenter
M905	X		X	X							X				X	X
M910	X	X	X	X							X				X	X
T100	*			*		*							X		X	
T105	*			*		*									X	
T110	X			X		X					X		X		X	
T110 II	X	X		X	X	X					X	X	X	X	X	
T300	X			X		X					X				X	
T310	X		X	X	X	X					X	X		X	X	
T320	X		X			X					X	X	X		X	
T410	X		X	X		X					X				X	X
T420	X	X	X	X		X					X				X	X
T605	X			X		X					X				X	
T610	X		X	X		X					X				X	X
T620	X	X	X	X							X				X	X
T710	X		X	X		X					X				X	X
PowerEdge 1900	X			X		X					X				X	
PowerEdge 1950	X	X	X	X		X					X				X	X

Dell System	Microsoft Windows Server 2008 R2 x64 and SP1			Microsoft Windows Server 2008 x86 and x64 SP2	Microsoft Windows Small Business Server 2011			Microsoft Windows Storage Server 2008 SP2			Microsoft Windows Server 2012		Microsoft Windows Server 2012 R2			
	Foundation, Standard, and Enterprise	Data Center	Web	Foundation, Standard, Enterprise, and Datacenter	Essentials	Standard, Premium Add-on	Basic	Standard	Enterprise	Workgroup	Standard	Essentials	Foundation	Essentials	Standard	Datacenter
PowerEdge 1955	X		X	X		X					X					
PowerEdge 2900	X		X	X		X					X				X	X
PowerEdge 2950	X	X	X	X		X					X				X	X
PowerEdge 2970	X	X	X	X		X					X				X	X
PowerEdge 6950	X		X	X		X					X				X	X
PowerVault DL2100	X	X	X	X		X					X					
PowerVault DL2200	X	X	X	X		X					X					
DP100	X	X	X	X	X						X					

Dell System	Microsoft Windows Server 2008 R2 x64 and SP1			Microsoft Windows Server 2008 x86 and x64 SP2	Microsoft Windows Small Business Server 2011			Microsoft Windows Storage Server 2008 SP2			Microsoft Windows Server 2012		Microsoft Windows Server 2012 R2			
	Foundation, Standard, and Enterprise	Data Center	Web	Foundation, Standard, Enterprise, and Datacenter	Essentials	Standard, Premium Add-on	Basic	Standard	Enterprise	Workgroup	Standard	Essentials	Foundation	Essentials	Standard	Datacenter
PowerVault DX6000	X	X	X	X		X					X					
FS7500	X	X	X	X		X					X					
NF100	X	X	X	X		X					X					
PowerVault NX1950	X	X	X	X		X					X					
PowerVault NX2000							X									
PowerVault NX3000	X	X	X	X		X		X			X					
PowerVault NX3000	X	X	X	X		X		X	X		X					
PowerVault NX3100	X	X	X	X		X		X			X					

Dell System	Microsoft Windows Server 2008 R2 x64 and SP1			Microsoft Windows Server 2008 x86 and x64 SP2	Microsoft Windows Small Business Server 2011		Microsoft Windows Storage Server 2008 SP2				Microsoft Windows Server 2012		Microsoft Windows Server 2012 R2			
	Foundation, Standard, and Enterprise	Data Center	Web	Foundation, Standard, Enterprise, and Datacenter	Essentials	Standard, Premium Add-on	Basic	Standard	Enterprise	Workgroup	Standard	Essentials	Foundation	Essentials	Standard	Datacenter
Powervault NX3500							X	X	X							

Supported Dell OpenManage Systems Management Software on Linux Operating Systems

The following table lists the supported Dell OpenManage 7.4 installation and systems management software on systems running supported Linux operating system.

An X in the intersection of the operating system and the Dell system columns indicates that Server Administrator and Dell Systems Build and Update Utility are supported on that operating system for the corresponding Dell system.

An asterisk (*) in the intersection of the operating system and the Dell system columns indicates operating system support for Dell systems that do not support Dell OpenManage software.

Table 4. Supported Dell OpenManage Systems Management Software on Systems Running Linux Operating Systems

Dell System	SUSE Linux Enterprise Server 11 SP3 (64-bit)	Red Hat Enterprise Linux 5.9 (32-bit)	Red Hat Enterprise Linux 5.9 (64-bit)	Red Hat Enterprise Linux 6.5 (64-bit)
R200	X	X	X	X
R210	X	X	X	X
R210 II	X	X	X	X
R220	X	X	X	X
R300	X	X	X	X
R310	X	X	X	X
R320	X	X	X	X
R410	X	X	X	X
R415	X		X	X
R420	X	X	X	X

Dell System	SUSE Linux Enterprise Server 11 SP3 (64-bit)	Red Hat Enterprise Linux 5.9 (32-bit)	Red Hat Enterprise Linux 5.9 (64-bit)	Red Hat Enterprise Linux 6.5 (64-bit)
R510	X	X	X	X
R515				X
R520	X	X	X	X
R610	X	X	X	X
R620	X	X	X	X
R710	X	X	X	X
R715	X	X	X	X
R720	X	X	X	X
R720XD	X	X	X	X
R805	X	X	X	X
R810	X	X	X	X
R815	X		X	X
R820	X	X	X	X
R900	X	X	X	X
R905	X	X	X	X
R910	X	X	X	X
R920	X	X	X	X
M420	X	X	X	X
M520				X
M600	X	X	X	X
M605	X	X	X	X
M610	X	X	X	X
M610X	X	X	X	X
M620				X
M710	X	X	X	X
M710HD	X	X	X	X
M805	X	X	X	X
M820	X	X	X	X
M905	X	X	X	X
M910	X	X	X	X
T100	X	*	*	X
T105	X	*	*	X

Dell System	SUSE Linux Enterprise Server 11 SP3 (64-bit)	Red Hat Enterprise Linux 5.9 (32-bit)	Red Hat Enterprise Linux 5.9 (64-bit)	Red Hat Enterprise Linux 6.5 (64-bit)
T110	X	X	X	X
T110 II	X			X
T300	X	X	X	X
T310	X	X	X	X
T320	X	X	X	X
T410	X	X	X	X
T420	X	X	X	X
T605	X	X	X	X
T610	X	X	X	X
T620	X	X	X	X
T710	X	X	X	X
PowerEdge 1900	X	X	X	X
PowerEdge 1950	X	X	X	X
PowerEdge 1955	X	X	X	X
PowerEdge 2900	X	X	X	X
PowerEdge 2950	X	X	X	X
PowerEdge 2970	X	X	X	X
PowerEdge 6950	X	X	X	X

Supported Dell OpenManage Systems Management Software On Virtualization Operating Systems

An X in the intersection of the operating system and the Dell system columns indicates that the Server Administrator and Dell Systems Build and Update Utility are supported on that operating system for the corresponding Dell system.

An asterisk (*) in the intersection of the operating system and the Dell system columns indicates operating system support for Dell systems that do not support Dell OpenManage software.

The following table lists the supported Dell OpenManage 7.4 installation and systems management software on systems running supported Virtualization operating systems.

Table 5. Supported Dell OpenManage Systems Management Software on Systems Running Supported Virtualization Operating Systems

Dell System	VMware							Microsoft		Citrix	
	ESX 4.1 U3 (Classic Edition)	ESXi 4.1 U3 (Flash)	ESXi 4.1 U3 (HDD)	ESXi 5.0 U3 (HDD, Flash)	ESXi 5.1 U2 (HDD)	ESXi 5.5 (HDD)	ESXi 5.5 (Flash)	Hyper-V for Windows 2008	Hyper-V R2 SP1 for Windows 2008	XenServer 6.1	XenServer 6.2
R200	X	X		X	X			X	X		
R210	X	X		X	X	X	X	X	X	X	X
R210 II	X	X		X	X	X	X	X	X	X	X
R220	X	X		X	X	X	X	X	X	X	X
R300	X	X		X	X			X	X	X	X
R310	X	X		X	X	X	X	X	X		
R320	X	X		X	X	X	X			X	X
R410	X	X		X	X	X	X	X	X	X	X
R415	X	X		X	X	X	X	X	X	X	X
R420	X	X		X	X	X	X			X	X
R510	X	X	X	X	X	X	X	X	X	X	X
R515	X	X		X	X	X	X	X	X	X	X
R520	X	X		X	X	X	X			X	X
R610	X	X	X	X	X	X	X	X	X	X	X
R620	X	X		X	X	X	X	X	X	X	X
R710	X	X	X	X	X	X	X	X	X	X	X
R715	X	X	X	X	X	X	X	X	X	X	X
R720	X	X		X	X	X	X	X	X	X	X
R720XD	X	X		X	X	X	X			X	X
R805	X	X	X	X	X	X	X	X	X	X	X
R810	X	X	X	X	X	X	X	X	X	X	X
R815	X	X	X	X	X	X	X	X	X	X	X
R820	X	X	X	X	X	X	X	X	X	X	X
R900	X	X	X	X	X	X	X	X	X	X	X
R905	X	X	X	X	X	X	X	X	X	X	X
R910	X	X	X	X	X	X	X	X	X	X	X
R920	X	X	X	X	X	X	X	X	X	X	X
M420	X	X		X	X	X	X			X	X
M520	X	X	X	X	X	X	X			X	X

Dell System	VMware							Microsoft		Citrix	
	ESX 4.1 U3 (Classic Edition)	ESXi 4.1 U3 (Flash)	ESXi 4.1 U3 (HDD)	ESXi 5.0 U3 (HDD, Flash)	ESXi 5.1 U2 (HDD)	ESXi 5.5 (HDD)	ESXi 5.5 (Flash)	Hyper-V for Windows 2008	Hyper-V R2 SP1 for Windows 2008	XenServer 6.1	XenServer 6.2
M600	X	X		X	X			X	X	X	X
M605	X	X		X	X			X	X		
M610	X	X		X	X	X	X	X	X	X	X
M610X	X	X	X	X	X	X	X	X	X	X	X
M620	X	X	X	X	X	X	X	X	X	X	X
M710	X	X	X	X	X	X	X	X	X	X	X
M710HD	X	X	X	X	X	X	X	X	X	X	X
M805	X	X	X	X	X	X	X	X	X	X	X
M820	X	X	X	X	X	X	X	X	X	X	X
M905	X	X	X	X	X	X	X	X	X	X	X
M910	X	X	X	X	X	X	X	X	X	X	X
M915											
T100		*		*				*	*		
T105								*	*		
T110		X		X	X	X	X	X	X	X	X
T110 II		X		X	X	X	X	X	X	X	X
T300		X		X	X			X	X		
T310		X		X	X	X	X	X	X	X	X
T320		X		X	X	X	X			X	X
T410		X		X	X	X	X	X	X	X	X
T420		X		X	X	X	X			X	X
T605		X		X	X			X	X		
T610	X	X	X	X	X	X	X	X	X	X	X
T620	X	X	X	X	X	X	X	X	X	X	X
T710	X	X	X	X	X	X	X	X	X	X	X
PowerEdge 1950	X	1950 III only	1950 III only	X	X	X	X	X	X	X	X
PowerEdge 1955											

Dell System	VMware							Microsoft		Citrix	
	ESX 4.1 U3 (Classic Edition)	ESXi 4.1 U3 (Flash)	ESXi 4.1 U3 (HDD)	ESXi 5.0 U3 (HDD, Flash)	ESXi 5.1 U2 (HDD)	ESXi 5.5 (HDD)	ESXi 5.5 (Flash)	Hyper-V for Windows 2008	Hyper-V R2 SP1 for Windows 2008	XenServer 6.1	XenServer 6.2
PowerEdge 2900	X	X	2900 III only	X	X	X	X	X	X	2900 III only	2900 III only
PowerEdge 2950	X	X	2950 III only	X	X	X	X	X	X		
PowerEdge 2970	X	X	X	X	X	X	X	X	X		
PowerEdge 6950	X	X		X	X			X	X		

Supported Dell OpenManage Change Management Software

Dell OpenManage change management software is a set of tools that enables you to update Dell systems easily. It is also an efficient way to manage hardware, software, and operating system updates.

Dell OpenManage change management software comprises of:

- Dell Update Packages
- Server Update Utility
- Dell Yellow Dog Update Modified (YUM) Repository
- FTP Catalog
- **Dell Update Packages v7.4** - A Dell Update Package (DUP) is a self-contained executable in a standard package format. Each DUP is designed to update a single software component on a Dell system.


DUPs allow administrators to update a wide range of system components simultaneously and apply scripts to similar sets of Dell systems to bring system software components up to the same version levels.

For more information on DUPs, see the *Dell Update Packages User's Guide* available on the Dell Support website at www.dell.com/support/manuals.

- **Server Update Utility v7.4** - Dell OpenManage Server Update Utility (SUU) is a DVD-based application for identifying and updating Dell systems. You can use SUU to update your Dell system or to view the available updates for any system supported by SUU.

SUU compares the versions of components currently installed on your system with the components on the *Dell Server Updates* DVD. SUU then displays a comparison report of the versions and provides the option of updating the components.

For more information on SUU, see the *Dell OpenManage Server Update Utility User's Guide* available at www.dell.com/support/manuals.

 **NOTE:** SUU is used for server updates and may not work on newly released Dell systems that do not receive any server updates.


- **Dell Yellow Dog Update Modified (YUM) Repository** - The Dell Linux Community Repository helps distribute Dell-developed open-source software. It allows Dell user-community to contribute its open-source modules. It is available at <http://linux.dell.com/repo/community/> and packages can be updated through standard package management commands like yum.
- **FTP Catalog** - With Repository Manager, you can use the FTP catalog, which you contains the support for n and n-1 blocks. For more information about the supported system models for the FTP catalog, see ftp.dell.com/cmsdk/PDK_Readme.doc.

Supported Change Management Software on Microsoft Windows Operating Systems

A 'D' in the intersection of the operating system and the Dell system columns indicates support for DUPs.

An 'S' in the intersection of the operating system and the Dell system columns indicates support for SUU.

An asterisk (*) in the intersection of the operating system and the Dell system columns indicates operating system support for Dell systems that do not support Dell OpenManage software.

 **NOTE:** SUU is used for server updates and may not work on newly released Dell systems that do not receive any server updates.

The following table lists the supported Dell OpenManage 7.4 change management software on systems running supported Microsoft Windows operating systems.


Table 6. Supported Dell OpenManage Change Management Software on Systems Running Supported Microsoft Windows Operating Systems


Dell System	Microsoft Windows Server 2008 R2 x64 (includes all services packs)	Microsoft Windows Small Business Server 2011	Microsoft Windows Small Business Server 2011	Microsoft Windows Storage Server 2008 SP2	Microsoft Windows Storage Server 2008 R2	Microsoft Windows Server 2012 and 2012 R2
	Foundation, Standard, Enterprise, Data Center, and Web	Essentials	Standard, Premium Add-on	Basic, Standard, Enterprise, and Workgroup	Express, Workgroup, Standard, and Enterprise	Foundation, Essentials, Standard, Datacenter
R200	D,S	D,S	D,S	D,S	D,S	D,S
R210	D,S	D,S	D,S	D,S	D,S	D,S
R210 II	D,S	D,S	D,S	D,S	D,S	D,S
R220	D,S	D,S	D,S	D,S	D,S	D,S
R300	D,S	D,S	D,S	D,S	D,S	D,S
R310	D,S	D,S	D,S	D,S	D,S	D,S
R320	D,S	D,S	D,S	D,S	D,S	D,S
R410	D,S	D,S	D,S	D,S	D,S	D,S
R415	D,S	D,S	D,S	D,S	D,S	D,S
R420	D,S	D,S	D,S	D,S	D,S	D,S
R510	D,S	D,S	D,S	D,S	D,S	D,S
R515	D,S	D,S	D,S	D,S	D,S	D,S
R520	D,S	D,S	D,S	D,S	D,S	D,S
R610	D,S	D,S	D,S	D,S	D,S	D,S
R620	D,S	D,S	D,S	D,S	D,S	D,S
R710	D,S	D,S	D,S	D,S	D,S	D,S
R715	D,S	D,S	D,S	D,S	D,S	D,S
R720	D,S	D,S	D,S	D,S	D,S	D,S
R720XD	D,S	D,S	D,S	D,S	D,S	D,S
R805	D,S	D,S	D,S	D,S	D,S	D,S
R810	D,S	D,S	D,S	D,S	D,S	D,S


Dell System	Microsoft Windows Server 2008 R2 x64 (includes all services packs)	Microsoft Windows Small Business Server 2011	Microsoft Windows Small Business Server 2011	Microsoft Windows Storage Server 2008 SP2	Microsoft Windows Storage Server 2008 R2	Microsoft Windows Server 2012 and 2012 R2
	Foundation, Standard, Enterprise, Data Center, and Web	Essentials	Standard, Premium Add-on	Basic, Standard, Enterprise, and Workgroup	Express, Workgroup, Standard, and Enterprise	Foundation, Essentials, Standard, Datacenter
R815	D,S	D,S	D,S	D,S	D,S	D,S
R820	D,S	D,S	D,S	D,S	D,S	D,S
R900	D,S	D,S	D,S	D,S	D,S	D,S
R905	D,S	D,S	D,S	D,S	D,S	D,S
R910	D,S	D,S	D,S	D,S	D,S	D,S
R920	D,S	D,S	D,S	D,S	D,S	D,S
M420	D,S	D,S	D,S	D,S	D,S	D,S
M520	D,S	D,S	D,S	D,S	D,S	D,S
M600	D,S	D,S	D,S	D,S	D,S	D,S
M605	D,S	D,S	D,S	D,S	D,S	D,S
M610	D,S	D,S	D,S	D,S	D,S	D,S
M610X	D,S	D,S	D,S	D,S	D,S	D,S
M620	D,S	D,S	D,S	D,S	D,S	D,S
M710	D,S	D,S	D,S	D,S	D,S	D,S
M710HD	D,S	D,S	D,S	D,S	D,S	D,S
M805	D,S	D,S	D,S	D,S	D,S	D,S
M820	D,S	D,S	D,S	D,S	D,S	D,S
M905	D,S	D,S	D,S	D,S	D,S	D,S
M910	D,S	D,S	D,S	D,S	D,S	D,S
T100	*	D,S	*	D,S	D,S	D,S
T105	*		*	D,S	D,S	D,S
T110	D,S	D,S	D,S	D,S	D,S	D,S
T110 II	D,S	D,S	D,S	D,S	D,S	D,S
T300	D,S	D,S	D,S	D,S	D,S	D,S
T310	D,S	D,S	D,S	D,S	D,S	D,S
T320	D,S	D,S	D,S	D,S	D,S	D,S
T410	D,S	D,S	D,S	D,S	D,S	D,S


Dell System	Microsoft Windows Server 2008 R2 x64 (includes all services packs)	Microsoft Windows Small Business Server 2011	Microsoft Windows Small Business Server 2011	Microsoft Windows Storage Server 2008 SP2	Microsoft Windows Storage Server 2008 R2	Microsoft Windows Server 2012 and 2012 R2
	Foundation, Standard, Enterprise, Data Center, and Web	Essentials	Standard, Premium Add-on	Basic, Standard, Enterprise, and Workgroup	Express, Workgroup, Standard, and Enterprise	Foundation, Essentials, Standard, Standard, Datacenter
T420	D,S	D,S	D,S	D,S	D,S	D,S
T605	D,S	D,S	D,S	D,S	D,S	D,S
T610	D,S	D,S	D,S	D,S	D,S	D,S
T620	D,S	D,S	D,S	D,S	D,S	D,S
T710	D,S	D,S	D,S	D,S	D,S	D,S
PowerEdge 1900	D,S	D,S	D,S	D,S	D,S	D,S
PowerEdge 1950	D,S	D,S	D,S	D,S	D,S	D,S
PowerEdge 1955	D,S	D,S	D,S	D,S	D,S	D,S
PowerEdge 2900	D,S	D,S	D,S	D,S	D,S	D,S
PowerEdge 2950	D,S	D,S	D,S	D,S	D,S	D,S
PowerEdge 2970	D,S	D,S	D,S	D,S	D,S	D,S
PowerEdge 6950	D,S	D,S	D,S	D,S	D,S	D,S
PowerVault DL2000	D,S	D,S	D,S	D,S	D,S	D,S
PowerVault DL2100	D,S	D,S	D,S	D,S	D,S	D,S
PowerVault DL2200	D,S	D,S	D,S	D,S	D,S	D,S
PowerVault DX6000	D,S	D,S	D,S	D,S	D,S	D,S
PowerVault NX200	D,S	D,S	D,S	D,S	D,S	D,S
PowerVault NX300	D,S	D,S	D,S	D,S	D,S	D,S
PowerVault NX400	D,S	D,S	D,S	D,S	D,S	D,S

Dell System	Microsoft Windows Server 2008 R2 x64 (includes all services packs)	Microsoft Windows Small Business Server 2011	Microsoft Windows Small Business Server 2011	Microsoft Windows Storage Server 2008 SP2	Microsoft Windows Storage Server 2008 R2	Microsoft Windows Server 2012 and 2012 R2
	Foundation, Standard, Enterprise, Data Center, and Web	Essentials	Standard, Premium Add-on	Basic, Standard, Enterprise, and Workgroup	Express, Workgroup, Standard, and Enterprise	Foundation, Essentials, Standard, Datacenter
PowerVault NX1950	D,S	D,S	D,S	D,S	D,S	D,S
PowerVault NX3000	D,S	D,S	D,S	D,S	D,S	D,S
PowerVault NX3100	D,S	D,S	D,S	D,S	D,S	D,S
PowerVault NX3300	D,S	D,S	D,S	D,S	D,S	D,S
Power Vault DP500/NF500	D,S	D,S	D,S	D,S	D,S	D,S
Power Vault DP100/NF100	D,S	D,S	D,S	D,S	D,S	D,S
Power Vault DP600/NF600	D,S	D,S	D,S	D,S	D,S	D,S

 **NOTE:** Dell PowerVault DL2100 supports the installation of only Windows Server 2008 x64 Standard Edition with SP2 or higher operating system.

 **NOTE:** Dell PowerVault DL2000 supports the installation of only Windows Server 2008 x64 Standard Edition with SP1 or higher operating system.

 **NOTE:** Dell PowerVault DL2200 supports the installation of only Windows Server 2008 x64 Standard Edition with SP2 or higher operating system.

 **NOTE:** Dell PowerVault DL2000, DL2100, and DL2200 support the installation of only Windows Server 2008 R2 SP1 Standard Edition.

Supported Change Management Software on Linux Operating Systems

A 'D' in the intersection of the operating system and the Dell system columns indicates support for DUPs. The Dell Update Package (DUP) is a self-contained executable in a standard package format that updates an application or component firmware on a server. Using Dell Repository Manager along with other tools helps to keep the managed systems up-to-date.

An 'S' in the intersection of the operating system and the Dell system columns indicates support for SUU. The Dell Server Update Utility (SUU) helps to identify and apply updates to a managed system. Use this utility to update the managed system or to view the updates available for the supported systems.

A 'Y' in the intersection of the operating system and the Dell system columns indicates support for YellowDog Update Modified (YUM) repository.



NOTE: SUU is used for server updates and may not work on newly released Dell systems that do not receive any server updates.

The following table lists the supported Dell OpenManage 7.4 change management software on systems running supported Linux operating systems.

Table 7. Supported Dell OpenManage Change Management Software on Systems Running Supported Linux Operating Systems

Dell System	SUSE Linux Enterprise Server 10 SP3 (64-bit)	SUSE Linux Enterprise Server 10 SP4 (64-bit)	SUSE Linux Enterprise Server 11 SP1 (64-bit)	SUSE Linux Enterprise Server 11 SP2 (64-bit)	Red Hat Enterprise Linux 5.8 (32-bit and 64-bit)	Red Hat Enterprise Linux 5.9 (32-bit and 64-bit)	Red Hat Enterprise Linux 6.3 (64-bit)	Red Hat Enterprise Linux 6.4 (64-bit)
R200	D,S,Y	D,S,Y	D,S,Y	D,S,Y	D,S,Y	D,S,Y	D,S,Y	D,S,Y
R210	D,S,Y	D,S,Y	D,S,Y	D,S,Y	D,S,Y	D,S,Y	D,S,Y	D,S,Y
R210 II	D,S,Y	D,S,Y	D,S,Y	D,S,Y	D,S,Y	D,S,Y	D,S,Y	D,S,Y
R220	D,S,Y	D,S,Y	D,S,Y	D,S,Y	D,S,Y	D,S,Y	D,S,Y	D,S,Y
R300	D,S,Y	D,S,Y	D,S,Y	D,S,Y	D,S,Y	D,S,Y	D,S,Y	D,S,Y
R310	D,S,Y	D,S,Y	D,S,Y	D,S,Y	D,S,Y	D,S,Y	D,S,Y	D,S,Y
R320	D,S,Y	D,S,Y	D,S,Y	D,S,Y	D,S,Y	D,S,Y	D,S,Y	D,S,Y
R410	D,S,Y	D,S,Y	D,S,Y	D,S,Y	D,S,Y	D,S,Y	D,S,Y	D,S,Y
R415	D,S,Y	D,S,Y	D,S,Y	D,S,Y	D,S,Y	D,S,Y	D,S,Y	D,S,Y
R420	D,S,Y	D,S,Y	D,S,Y	D,S,Y	D,S,Y	D,S,Y	D,S,Y	D,S,Y
R510	D,S,Y	D,S,Y	D,S,Y	D,S,Y	D,S,Y	D,S,Y	D,S,Y	D,S,Y
R515	D,S,Y	D,S,Y	D,S,Y	D,S,Y	D,S,Y	D,S,Y	D,S,Y	D,S,Y
R520	D,S,Y	D,S,Y	D,S,Y	D,S,Y	D,S,Y	D,S,Y	D,S,Y	D,S,Y
R610	D,S,Y	D,S,Y	D,S,Y	D,S,Y	D,S,Y	D,S,Y	D,S,Y	D,S,Y
R620	D,S,Y	D,S,Y	D,S,Y	D,S,Y	D,S,Y	D,S,Y	D,S,Y	D,S,Y
R710	D,S,Y	D,S,Y	D,S,Y	D,S,Y	D,S,Y	D,S,Y	D,S,Y	D,S,Y
R715	D,S,Y	D,S,Y	D,S,Y	D,S,Y	D,S,Y	D,S,Y	D,S,Y	D,S,Y
R720	D,S,Y	D,S,Y	D,S,Y	D,S,Y	D,S,Y	D,S,Y	D,S,Y	D,S,Y
R720XD	D,S,Y	D,S,Y	D,S,Y	D,S,Y	D,S,Y	D,S,Y	D,S,Y	D,S,Y
R805	D,S,Y	D,S,Y	D,S,Y	D,S,Y	D,S,Y	D,S,Y	D,S,Y	D,S,Y
R810	D,S,Y	D,S,Y	D,S,Y	D,S,Y	D,S,Y	D,S,Y	D,S,Y	D,S,Y
R815	D,S,Y	D,S,Y	D,S,Y	D,S,Y	D,S,Y	D,S,Y	D,S,Y	D,S,Y
R820	D,S,Y	D,S,Y	D,S,Y	D,S,Y	D,S,Y	D,S,Y	D,S,Y	D,S,Y
R900	D,S,Y	D,S,Y	D,S,Y	D,S,Y	D,S,Y	D,S,Y	D,S,Y	D,S,Y
R905	D,S,Y	D,S,Y	D,S,Y	D,S,Y	D,S,Y	D,S,Y	D,S,Y	D,S,Y

Dell System	SUSE Linux Enterprise Server 10 SP3 (64-bit)	SUSE Linux Enterprise Server 10 SP4 (64-bit)	SUSE Linux Enterprise Server 11 SP1 (64-bit)	SUSE Linux Enterprise Server 11 SP2 (64-bit)	Red Hat Enterprise Linux 5.8 (32-bit and 64-bit)	Red Hat Enterprise Linux 5.9 (32-bit and 64-bit)	Red Hat Enterprise Linux 6.3 (64-bit)	Red Hat Enterprise Linux 6.4 (64-bit)
R910	D,S,Y	D,S,Y	D,S,Y	D,S,Y	D,S,Y	D,S,Y	D,S,Y	D,S,Y
R920	D,S,Y	D,S,Y	D,S,Y	D,S,Y	D,S,Y	D,S,Y	D,S,Y	D,S,Y
M420	D,S,Y	D,S,Y	D,S,Y	D,S,Y	D,S,Y	D,S,Y	D,S,Y	D,S,Y
M520	D,S,Y	D,S,Y	D,S,Y	D,S,Y	D,S,Y	D,S,Y	D,S,Y	D,S,Y
M600	D,S,Y	D,S,Y	D,S,Y	D,S,Y	D,S,Y	D,S,Y	D,S,Y	D,S,Y
M605	D,S,Y	D,S,Y	D,S,Y	D,S,Y	D,S,Y	D,S,Y	D,S,Y	D,S,Y
M610	D,S,Y	D,S,Y	D,S,Y	D,S,Y	D,S,Y	D,S,Y	D,S,Y	D,S,Y
M610X	D,S,Y	D,S,Y	D,S,Y	D,S,Y	D,S,Y	D,S,Y	D,S,Y	D,S,Y
M620	D,S,Y	D,S,Y	D,S,Y	D,S,Y	D,S,Y	D,S,Y	D,S,Y	D,S,Y
M710	D,S,Y	D,S,Y	D,S,Y	D,S,Y	D,S,Y	D,S,Y	D,S,Y	D,S,Y
M710HD	D,S,Y	D,S,Y	D,S,Y	D,S,Y	D,S,Y	D,S,Y	D,S,Y	D,S,Y
M805	D,S,Y	D,S,Y	D,S,Y	D,S,Y	D,S,Y	D,S,Y	D,S,Y	D,S,Y
M820	D,S,Y	D,S,Y	D,S,Y	D,S,Y	D,S,Y	D,S,Y	D,S,Y	D,S,Y
M905	D,S,Y	D,S,Y	D,S,Y	D,S,Y	D,S,Y	D,S,Y	D,S,Y	D,S,Y
M910	D,S,Y	D,S,Y	D,S,Y	D,S,Y	D,S,Y	D,S,Y	D,S,Y	D,S,Y
T100	D,S,Y	D,S,Y	D,S,Y	D,S,Y	D,S,Y	D,S,Y	D,S,Y	D,S,Y
T105	D,S,Y	D,S,Y	D,S,Y	D,S,Y	D,S,Y	D,S,Y	D,S,Y	D,S,Y
T110	D,S,Y	D,S,Y	D,S,Y	D,S,Y	D,S,Y	D,S,Y	D,S,Y	D,S,Y
T110 II	D,S,Y	D,S,Y	D,S,Y	D,S,Y	D,S,Y	D,S,Y	D,S,Y	D,S,Y
T300	D,S,Y	D,S,Y	D,S,Y	D,S,Y	D,S,Y	D,S,Y	D,S,Y	D,S,Y
T310	D,S,Y	D,S,Y	D,S,Y	D,S,Y	D,S,Y	D,S,Y	D,S,Y	D,S,Y
T320	D,S,Y	D,S,Y	D,S,Y	D,S,Y	D,S,Y	D,S,Y	D,S,Y	D,S,Y
T410	D,S,Y	D,S,Y	D,S,Y	D,S,Y	D,S,Y	D,S,Y	D,S,Y	D,S,Y
T420	D,S,Y	D,S,Y	D,S,Y	D,S,Y	D,S,Y	D,S,Y	D,S,Y	D,S,Y
T605	D,S,Y	D,S,Y	D,S,Y	D,S,Y	D,S,Y	D,S,Y	D,S,Y	D,S,Y
T610	D,S,Y	D,S,Y	D,S,Y	D,S,Y	D,S,Y	D,S,Y	D,S,Y	D,S,Y
T620	D,S,Y	D,S,Y	D,S,Y	D,S,Y	D,S,Y	D,S,Y	D,S,Y	D,S,Y
T710	D,S,Y	D,S,Y	D,S,Y	D,S,Y	D,S,Y	D,S,Y	D,S,Y	D,S,Y

Dell System	SUSE Linux Enterprise Server 10 SP3 (64-bit)	SUSE Linux Enterprise Server 10 SP4 (64-bit)	SUSE Linux Enterprise Server 11 SP1 (64-bit)	SUSE Linux Enterprise Server 11 SP2 (64-bit)	Red Hat Enterprise Linux 5.8 (32-bit and 64-bit)	Red Hat Enterprise Linux 5.9 (32-bit and 64-bit)	Red Hat Enterprise Linux 6.3 (64-bit)	Red Hat Enterprise Linux 6.4 (64-bit)
PowerEdge 1900	D,S,Y	D,S,Y	D,S,Y	D,S,Y	D,S,Y	D,S,Y	D,S,Y	D,S,Y
PowerEdge 1950	D,S,Y	D,S,Y	D,S,Y	D,S,Y	D,S,Y	D,S,Y	D,S,Y	D,S,Y
PowerEdge 1955	D,S,Y	D,S,Y	D,S,Y	D,S,Y	D,S,Y	D,S,Y	D,S,Y	D,S,Y
PowerEdge 2900	D,S,Y	D,S,Y	D,S,Y	D,S,Y	D,S,Y	D,S,Y	D,S,Y	D,S,Y
PowerEdge 2950	D,S,Y	D,S,Y	D,S,Y	D,S,Y	D,S,Y	D,S,Y	D,S,Y	D,S,Y
PowerEdge 2970	D,S,Y	D,S,Y	D,S,Y	D,S,Y	D,S,Y	D,S,Y	D,S,Y	D,S,Y
PowerEdge 6950	D,S,Y	D,S,Y	D,S,Y	D,S,Y	D,S,Y	D,S,Y	D,S,Y	D,S,Y
PowerVault DL2000	D,S,Y	D,S,Y	D,S,Y	D,S,Y	D,S,Y	D,S,Y	D,S,Y	D,S,Y
PowerVault DL2100	D,S,Y	D,S,Y	D,S,Y	D,S,Y	D,S,Y	D,S,Y	D,S,Y	D,S,Y
PowerVault DL2200	D,S,Y	D,S,Y	D,S,Y	D,S,Y	D,S,Y	D,S,Y	D,S,Y	D,S,Y
PowerVault DX6000	D,S,Y	D,S,Y	D,S,Y	D,S,Y	D,S,Y	D,S,Y	D,S,Y	D,S,Y
PowerVault NX200	D,S,Y	D,S,Y	D,S,Y	D,S,Y	D,S,Y	D,S,Y	D,S,Y	D,S,Y
PowerVault NX300	D,S,Y	D,S,Y	D,S,Y	D,S,Y	D,S,Y	D,S,Y	D,S,Y	D,S,Y
PowerVault NX400	D,S,Y	D,S,Y	D,S,Y	D,S,Y	D,S,Y	D,S,Y	D,S,Y	D,S,Y


Dell System	SUSE Linux Enterprise Server 10 SP3 (64-bit)	SUSE Linux Enterprise Server 10 SP4 (64-bit)	SUSE Linux Enterprise Server 11 SP1 (64-bit)	SUSE Linux Enterprise Server 11 SP2 (64-bit)	Red Hat Enterprise Linux 5.8 (32-bit and 64-bit)	Red Hat Enterprise Linux 5.9 (32-bit and 64-bit)	Red Hat Enterprise Linux 6.3 (64-bit)	Red Hat Enterprise Linux 6.4 (64-bit)
PowerVault NX1950	D,S,Y	D,S,Y	D,S,Y	D,S,Y	D,S,Y	D,S,Y	D,S,Y	D,S,Y
PowerVault NX3000	D,S,Y	D,S,Y	D,S,Y	D,S,Y	D,S,Y	D,S,Y	D,S,Y	D,S,Y
PowerVault NX3100	D,S,Y	D,S,Y	D,S,Y	D,S,Y	D,S,Y	D,S,Y	D,S,Y	D,S,Y
PowerVault NX3300	D,S,Y	D,S,Y	D,S,Y	D,S,Y	D,S,Y	D,S,Y	D,S,Y	D,S,Y
PowerVault DP500/NF500	D,S,Y	D,S,Y	D,S,Y	D,S,Y	D,S,Y	D,S,Y	D,S,Y	D,S,Y
PowerVault DP100/NF100	D,S,Y	D,S,Y	D,S,Y	D,S,Y	D,S,Y	D,S,Y	D,S,Y	D,S,Y
PowerVault DP600/NF600	D,S,Y	D,S,Y	D,S,Y	D,S,Y	D,S,Y	D,S,Y	D,S,Y	D,S,Y

Supported Change Management Software on Virtualization Operating Systems

A 'D' in the intersection of the operating system and the Dell system columns indicates support for DUPs.

An 'S' in the intersection of the operating system and the Dell system columns indicates support for SUU.

An asterisk (*) in the intersection of the operating system and the Dell system columns indicates operating system support for Dell systems that do not support Dell OpenManage software.

 **NOTE:** You can install OMSA using VIB file on Embedded VMware (ESXi) operating systems.

 **NOTE:** DUPs are not supported on ESXi operating systems.

The following table lists the supported Dell OpenManage 7.4 change management software on systems running supported Virtualization operating systems.

Table 8. Supported Dell OpenManage Change Management Software on Systems Running Supported Virtualization Operating Systems

Dell Systems	VMware			Microsoft		Citrix
	ESX 4.1 U3	ESXi 5.0 U1	ESXi 5.1	Hyper-V for Windows 2008	Hyper-V R2 SP1 for Windows 2008	XenServer 6.1
R200	D,S	*	*	D,S	D,S	D,S
R210						
R210 II	D,S	*	*	D	D	D,S
R220	D,S	*	*	D,S	D,S	D,S
R300	D,S	*	*	D,S	D,S	D,S
R310	D,S	*	*	D,S	D,S	D,S
R320	D,S	*	*	D,S	D,S	D,S
R410	D,S	*	*	D,S	D,S	D,S
R415	D,S	*	*	D,S	D,S	D,S
R420	D,S	*	*	D,S	D,S	D,S
R510	D,S	*	*	D,S	D,S	D,S
R515	D,S	*	*	D,S	D,S	D,S
R520	D,S	*	*	D,S	D,S	D,S
R610	D,S	*	*	D,S	D,S	D,S
R620	D,S	*	*	D,S	D,S	D,S
R710	D,S	*	*	D,S	D,S	D,S
R715	D,S	*	*	D,S	D,S	D,S
R720	D,S	*	*	D,S	D,S	D,S
R720XD	D,S	*	*	D,S	D,S	D,S
R805	D,S	*	*	D,S	D,S	D,S
R810	D,S	*	*	D,S	D,S	D,S
R815	D,S	*	*	D,S	D,S	D,S
R820	D,S	*	*	D,S	D,S	D,S
R900	D,S	*	*	D,S	D,S	D,S
R905	D,S	*	*	D,S	D,S	D,S
R910	D,S	*	*	D,S	D,S	D,S
R920	D,S	*	*	D,S	D,S	D,S

Dell Systems	VMware			Microsoft		Citrix
	ESX 4.1 U3	ESXi 5.0 U1	ESXi 5.1	Hyper-V for Windows 2008	Hyper-V R2 SP1 for Windows 2008	XenServer 6.1
M420	D,S	*	*	D,S	D,S	D,S
M520	D,S	*	*	D,S	D,S	D,S
M600	D,S	*	*	D,S	D,S	D,S
M605	D,S	*	*	D,S	D,S	D,S
M610	D,S	*	*	D,S	D,S	D,S
M610X	D,S	*	*	D,S	D,S	D,S
M620	D,S	*	*	D,S	D,S	D,S
M710	D,S	*	*	D,S	D,S	D,S
M710HD	D,S	*	*	D,S	D,S	D,S
M805	D,S	*	*	D,S	D,S	D,S
M820	D,S	*	*	D,S	D,S	D,S
M905	D,S	*	*	D,S	D,S	D,S
M910	D,S	*	*	D,S	D,S	D,S
M915						
T100	D,S	*	*	D,S	D,S	D,S
T105	D,S	*	*	D,S	D,S	D,S
T110						
T110 II	D,S	*	*	D,S	D,S	D,S
T300	D,S	*	*	D,S	D,S	D,S
T310	D,S	*	*	D,S	D,S	D,S
T320	D,S	*	*	D,S	D,S	D,S
T410	D,S	*	*	D,S	D,S	D,S
T420	D,S	*	*	D,S	D,S	D,S
T605	D,S	*	*	D,S	D,S	D,S
T610	D,S	*	*	D,S	D,S	D,S
T620	D,S	*	*	D,S	D,S	D,S
T710	D,S	*	*	D,S	D,S	D,S
PowerEdge 1950	D,S	*	*	D,S	D,S	D,S

Dell Systems	VMware			Microsoft		Citrix
	ESX 4.1 U3	ESXi 5.0 U1	ESXi 5.1	Hyper-V for Windows 2008	Hyper-V R2 SP1 for Windows 2008	XenServer 6.1
PowerEdge 1955	D,S	*	*	D,S	D,S	D,S
PowerEdge 2900	D,S	*	*	D,S	D,S	D,S
PowerEdge 2950	D,S	*	*	D,S	D,S	D,S
PowerEdge 2970	D,S	*	*	D,S	D,S	D,S
PowerEdge 6950	D,S	*	*	D,S	D,S	D,S

Supported Dell OpenManage Systems Management Consoles

Dell OpenManage systems management consoles provide the necessary tools for remote or one- to-many group system management. These tools also consolidate the management applications used on management workstations.

Dell OpenManage Systems Management Consoles include:

- [OM SM Dell OpenManage Essentials v1.3](#)
- [OM SM Dell OpenManage Mobile v1.0](#)
- [Dell OpenManage Power Center v 2.0](#)
- [Dell OpenManage Server Administrator v7.4](#)

Dell OpenManage Essentials v1.3

The Dell OpenManage Essentials in the one-to-many Systems Management console providing Elemental Hardware Management that helps you maximize IT performance and uptime capabilities of Dell PowerEdge™ servers, EqualLogic™ and PowerVault™ storage, PowerConnect™ and Dell Force10 switches.

For more information, see the *Dell OpenManage Essentials Support Matrix* at www.dell.com/support/manuals.

Dell OpenManage Mobile v1.0

Dell OpenManage Mobile is a systems management application that enables you to monitor your datacenter from an Android mobile device. Dell OpenManage Mobile enables you to add one or more OpenManage Essentials consoles 1.3 or later and/or integrated Dell Remote Access Controllers (iDRACs) 7 or later. It provides OpenManage Essentials alerts to your mobile device and enables you to troubleshoot your hardware in case of emergencies. OpenManage Mobile can also connect to a PowerEdge server directly through the iDRAC with Lifecycle Controller interface. After it is connected, you can perform several basic management functions directly on the server. In addition, OpenManage Mobile allows you to view the health of your data center and perform basic tasks such as power control functions.

Dell OpenManage Power Center v2.0

Dell OpenManage Power Center (OMPC) management console provides increased visibility of and control over Dell PowerEdge Servers power consumption, anomalies, and utilization through fine-grained instrumentation. This enables increased control, improved rack density, faster response times, greater accuracy, and broader decision-making intelligence. OMPC allows customers to set a budget cap and provides millisecond fast power capping to prevent tripping a circuit breaker. OMPC also allows IT Admins to set policies to dictate automated response when power or temperature events occur.

Supported Microsoft Windows Operating Systems for Power Center v2.0

The following table lists the supported Microsoft Windows operating systems for the Power Center

Table 9. Supported Microsoft Windows Operating Systems for Power Center

	Microsoft Windows Server 2008 (32-bit)	Microsoft Windows Server 2008 (64-bit)	Microsoft Windows Server 2008 R2 (64-bit)	Microsoft Windows Server 2011 (64-bit) Small Business Server	Microsoft Windows Server 2012 (64-bit)	Microsoft Windows 7.0	Microsoft Windows 8.0
Edition	Standard, Enterprise, and Datacenter	Standard, Enterprise, and Datacenter	Standard, Enterprise		Standard, Enterprise, and Datacenter		
Service Pack	SP2	SP2	SP1				
Power Center	X	X	X	X	X	X	X

Supported Linux Operating Systems For Power Center v2.0

The following table lists the supported Linux Operating Systems.

Table 10. Supported Linux Operating Systems

	Red Hat Linux 6.2 (32-bit and 64-bit)	Red Hat Linux 6.3 (32-bit and 64-bit)	Red Hat Linux 6.4 (32-bit and 64-bit)	SUSE Linux Enterprise Server 10 SP4 (32-bit and 64-bit)	SUSE Linux Enterprise Server 11 SP2 (32-bit and 64-bit)	SUSE Linux Enterprise Server 11 SP3 (32-bit and 64-bit)
Power Center	X	X	X	X	X	X

Dell OpenManage Server Administrator v7.4


Dell OpenManage Server Administrator Web Server allows you to remotely manage and monitor your entire network of managed systems from your system (which maybe a laptop, desktop, or server). You have to install Server Administrator Web Server on your system and install server instrumentation on the managed systems.

Supported Microsoft Windows Operating Systems for Server Administrator and Server Administrator Web Server

The following table lists the supported Microsoft Windows operating systems for the Server Administrator and Server Administrator web server.

Table 11. Supported Microsoft Windows Server Operating Systems for Server Administrator and Server Administrator web server.

	Microsoft Windows Server 2003 (32-bit)	Microsoft Windows Server 2003 (64-bit)	Microsoft Windows Server 2008 (32-bit)	Microsoft Windows Server 2008 (64-bit)	Microsoft Windows Server R2 (64-bit)	Microsoft Windows XP (32-bit)	Microsoft Windows Vista (32-bit)	Microsoft Windows Vista (64-bit)	Microsoft Windows 7.0 (32-bit)	Microsoft Windows 7.0 (64-bit)	Microsoft Windows 8.0 (32-bit and 64-bit)	Microsoft Windows Server 2008 R2 (64-bit)	Microsoft Windows Server 2012 Data center	Microsoft Windows Server 2012 Essentials	Microsoft Windows Server 2012 R2
Service Pack	SP2	SP2	SP2	SP2	SP1	SP2	SP3	SP2	SP1	SP1	N/A	SP1	N/A	N/A	N/A
Server Administrator	X	X	X	X	X							X	X	X	X
Server Administrator Web Server	X	X	X	X	X	X	X	X	X	X	X	X	X	X	X

 **NOTE:** Microsoft Windows 2003 support is not provided for yx2x (12th generation) systems.

Supported Linux Operating Systems For Server Administrator And Server Administrator Web Server

The following table lists the supported Linux operating systems for the Server Administrator.

Table 12. Supported Linux Operating Systems for Server Administrator


	SUSE Linux Enterprise Server 10 (64-bit)	SUSE Linux Enterprise Server 11 (64-bit)	Red Hat Enterprise Linux 5.9 (32-bit and 64-bit)	Red Hat Enterprise Linux 6.5 (64-bit)
Service Pack	SP3	SP3		
Server Administrator	X	X	X	X
Server Administrator Web Server	X	X	X	X


Supported Virtualization Operating Systems For Server Administrator And Server Administrator Web Server

The following table lists the supported Virtualization operating systems for the Server Administrator and Server Administrator web server.

Table 13. Supported Virtualization Operating Systems on Physical System

Edition	VMware								Microsoft				Citrix	
	ESX 4.1 U3	ESXi 4.1 U3 (HDD)	ESXi 4.1 U3 (Flash)	ESXi 5.0 U3 (HDD)	ESXi 5.0 U3 (Flash)	ESXi 5.1 U2 (HDD)	ESXi 5.1 U2 (Flash)	ESXi 5.5	Hyper-V for Windows 2008	Hyper-V R2 SP1 for Windows 2008	Hyper-V for Windows 2012	Hyper-V for Windows 2012 R2	XenServer 6.1	XenServer v6.2
Server Administrator	X	X	X	X	X	X	X	X	X	X	X	X	X	X
Server Administrator Web Server	X								X	X	X	X		

 **NOTE:** Server Administrator comprises Server Instrumentation, Storage Management, Remote Access Components, and Remote Enablement.

 **NOTE:** Server Administrator Web Server component cannot be installed on Dell systems running ESXi operating systems.

Supported Operating Systems For Server Administrator Web Server On Your Managed System (Servers)

For information on supported operating systems on managed systems, see [Supported Dell OpenManage Systems Management Software](#).

Dell OpenManage Systems Management Tools And Utilities

Dell OpenManage Systems Management tools/utilities provide the necessary tools for remote or one-to-many group system management. These tools also consolidate the management applications used on management workstations.

- Dell Deployment Toolkit
- DRAC tools that include RACADM, VMCLI, and iVMCLI
- IPMI Tool in-Band
- BMC Management Utility and IPMI Tool Out-of-Band

Supported Microsoft Windows Pre-installation Environment For Deployment Toolkit v4.4

The following table lists the supported Microsoft Windows pre-installation environment for Dell Deployment Tool kit (DTK).

Table 14. Supported Microsoft Windows Pre-installation Environment for Dell Deployment Tool kit (DTK)

	Windows Preinstallation Environment 4.0	Windows Preinstallation Environment 3.1	Windows Preinstallation Environment 3.1
	(64-bit)	(64-bit)	(32-bit)
DTK	X	X	X

DRAC tools that include RACADM, VMCLI, and iVMCLI

RACADM is a command-line utility that enables administrators to configure and replicate settings across multiple Dell remote access controllers (DRACs). The RACADM utility supports operations through the use of command-line parameters, switches, and a configuration file that contains all data required to configure a DRAC.

Supported Microsoft Windows Operating Systems For The RACADM Utility

The following table lists the supported Microsoft Windows operating systems for the RACADM utility.

An 'X' in the operating system column indicates support for the RACADM utility.

Table 15. Supported Microsoft Windows Operating Systems for RACADM

	Microsoft Windows Server 2003 (32-bit)	Microsoft Windows Server 2003 (64-bit)	Microsoft Windows Server 2008 (32-bit) / (64-bit)	Microsoft Windows Server 2008 R2 (64-bit)	Microsoft Windows XP (32-bit)	Microsoft Windows Vista (32-bit)	Microsoft Windows Vista (64-bit)	Microsoft Windows 7 (32-bit)	Microsoft Windows 7 (64-bit)	Microsoft Windows Server 2012	Microsoft Windows Server 2012 R2
Service Pack	SP2	SP2	SP2		SP3	SP2	SP2				
Remote RACADM	X	X	X	X	X	X	X	X	X	X	X
Local RACADM	X	X	X	X						X	X

Supported Linux Operating Systems For The RACADM Utility

The following table lists the supported Linux operating systems for the RACADM utility.

An 'X' in the operating system column indicates support for the RACADM utility.

Table 16. Supported Linux Operating Systems for RACADM

	SUSE Linux Enterprise Server 11 (64-bit)	Red Hat Enterprise Linux 5.9 (32-bit)	Red Hat Enterprise Linux 5.9 (64-bit)	Red Hat Enterprise Linux 6.5 (64-bit)
Service Pack	SP3			
Remote RACADM	X	X	X	X
Local RACADM	X	X	X	X

Supported Virtualization Operating Systems For The RACADM Utility

The following table lists the supported Virtualization operating systems for the RACADM utility.

An 'X' in the operating system column indicates support for the RACADM utility.

Table 17. Supported Virtualization Operating Systems for RACADM

	VMWare									Microsoft				Citrix	
	ESX 4.1 U3	ESXi 4.1 U3	ESXi 5.0 U1	ESXi 5.0 U3	ESXi 5.1 U2	ESXi 5.5 (flash, HDD)	vSphere v4.1 U3	vSphere v5.0 U2	vSphere v5.1 U1	Hyper-V for Windows 2008	Hyper-V R2 SP1 for Windows 2008	Hyper-V for Windows 2012	Hyper-V for Windows 2012 R2	XenServer 6.1	XenServer 6.2
Remote	X	X	X	X	X	X	X	X	X	X	X	X	X	X	X

	VMWare									Microsoft				Citrix	
	ESX 4.1 U3	ESXi 4.1 U3	ESXi 5.0 U1	ESXi 5.0 U3	ESXi 5.1 U2	ESXi 5.5 (flash, HDD)	vSphere v4.1 U3	vSphere v5.0 U2	vSphere v5.1 U1	Hyper-V for Windows 2008	Hyper-V R2 SP1 for Windows 2008	Hyper-V for Windows 2012	Hyper-V for Windows 2012 R2	XenServer 6.1	XenServer 6.2
RACADM															
Local RACADM	X	X		X		X	X	X	X	X	X	X	X	X	X

Supported Microsoft Windows Operating Systems For VMCLI And iVMCLI

The following table lists the supported Microsoft Windows operating systems for VMCLI and iVMCLI.

An 'X' in the operating system column indicates support for the VMCLI and iVMCLI.

Table 18. Supported Microsoft Windows Operating Systems for VMCLI and iVMCLI

	Microsoft Windows Server 2008 (32-bit and 64-bit)	Microsoft Windows Server 2008 R2 (64-bit)	Microsoft Windows XP (32-bit)	Microsoft Windows Vista (32-bit)	Microsoft Windows Vista (64-bit)	Microsoft Windows 7.0 (32-bit)	Microsoft Windows 7.0 (64-bit)	Microsoft Windows Server 2012	Microsoft Windows Server 2012 R2
Service Pack	SP1/SP2	SP1/SP2	SP3	SP2	SP2				
VMCLI and iVMCLI	X	X	X	X	X	X	X	X	X

Supported Linux Operating Systems For The VMCLI And iVMCLI

The following table lists the supported Linux operating systems for VMCLI and iVMCLI.

An 'X' in the operating system column indicates support for the VMCLI and iVMCLI utility.

Table 19. Supported Linux Operating Systems for VMCLI and iVMCLI

	SUSE Linux Enterprise Server 10 SP3 (64-bit)	SUSE Linux Enterprise Server 10 SP4 (64-bit)	SUSE Linux Enterprise Server 11 SP1 (64-bit)	SUSE Linux Enterprise Server 11 SP2 (64-bit)	SUSE Linux Enterprise Server 11 SP3 (64-bit)	Red Hat Enterprise Linux 5.8 (32-bit)	Red Hat Enterprise Linux 5.8 (64-bit)	Red Hat Enterprise Linux 5.9 (32-bit)	Red Hat Enterprise Linux 5.9 (64-bit)	Red Hat Enterprise Linux 6.3 (64-bit)	Red Hat Enterprise Linux 6.4(64-bit)	Red Hat Enterprise Linux 6.5 (64-bit)
VMCLI and iVMCLI		X		X	X	X	X	X	X	X	X	X

IPMITool In-Band

IPMITool in-band helps in configuring and managing devices.

For more information on IPMITool, see the *Dell OpenManage Baseboard Management Controller Utilities User's Guide* available at www.dell.com/support/manuals.

Supported Microsoft Windows Operating Systems For IPMITool In-Band

The following table lists the supported Windows operating systems for the IPMITool In-Band.

An 'X' in the operating system column indicates IPMITool in-band support.

Table 20. Supported Microsoft Windows Operating Systems for IPMITool In-Band

	Microsoft Windows Server 2008 (32-bit and 64-bit)	Microsoft Windows Server 2008 R2 (64-bit)	Microsoft Windows XP (32-bit)	Microsoft Windows Vista (32-bit)	Microsoft Windows Vista (64-bit)	Microsoft Windows 7.0 (32-bit)	Microsoft Windows 7.0 (64-bit)	Microsoft Windows Server 2012	Microsoft Windows Server 2012 R2
Edition	SP1/SP2	SP1/SP2	SP3	SP2	SP2				
IPMITool	X	X	X					X	X
IPMITool In-Band	X	X	X	X	X	X	X	X	X

Supported Linux Operating Systems for IPMITool In-Band

The following table lists the supported Linux operating systems for the IPMITool In-Band.

An 'X' in the operating system column indicates IPMITool in-band support.

Table 21. Supported Linux Operating Systems for IPMITool In-Band

	SUSE Linux Enterprise Server 10 SP3 (64-bit)	SUSE Linux Enterprise Server 10 SP4 (64-bit)	SUSE Linux Enterprise Server 11 SP1 (64-bit)	SUSE Linux Enterprise Server 11 SP2 (64-bit)	SUSE Linux Enterprise Server 11 SP3 (64-bit)	Red Hat Enterprise Linux 5.8 (32-bit)	Red Hat Enterprise Linux 5.8 (64-bit)	Red Hat Enterprise Linux 5.9 (32-bit and 64-bit)	Red Hat Enterprise Linux 6.3 (64-bit)	Red Hat Enterprise Linux 6.4 (64-bit)	Red Hat Enterprise Linux 6.5 (64-bit)
IPMITool In-Band	X	X	X	X	X	X	x	X	X	X	X

IPMITool Out-of-Band

BMC Management Utility (BMU) is a utility to access Baseboard Management Controller (BMC) and perform management activities. BMU allows remote, out-of-band LAN and/or serial port power control, event log access, and console redirection.

IPMI Tool is a Command Line Interface (CLI) utility that helps in configuring and managing devices using the IPMI version 1.5 and later protocol. IPMI Tool supports out-of-band (OOB) access (over a LAN or through the serial port) to a single system at a time. IPMI Tool also supports in-band access.

For more information on BMU and IPMI Tool out-of-band, see the *Dell OpenManage Baseboard Management Controller Utilities User's Guide* available at www.dell.com/support/manuals.

Supported Microsoft Windows Operating Systems For IPMITool Out-of-Band

The following table lists the supported Microsoft Windows operating systems for IPMI Tool Out of Band

An 'X' in the operating system column indicates IPMI Tool out-of-band support.

Table 22. Supported Microsoft Windows Operating Systems for BMU and IPMI Tool Out-of- Band

	Microsoft Windows Server 2008 (64-bit)	Microsoft Windows Server 2008 R2 (64-bit)	Microsoft Windows XP (32-bit)	Microsoft Windows Vista (64-bit)	Microsoft Windows 7.0 (32-bit)	Microsoft Windows 7.0 (64-bit)	Microsoft Windows Server 2012	Microsoft Windows Server 2012 R2
Service Pack	SP1/SP2	SP1/SP2	SP3	SP2				
IPMITool Out-of-Band	X	X	X	X	X	X	X	X

Supported Linux Operating Systems for IPMITool Out-of-Band

The following table lists the supported Linux operating systems for the IPMITool Out-of-Band.

An 'X' in the operating system column indicates IPMITool.

Table 23. Supported Linux Operating Systems for IPMITool

	SUSE Linux Enterprise Server 10 SP3 (64-bit)	SUSE Linux Enterprise Server 10 SP4 (64-bit)	SUSE Linux Enterprise Server 11 SP1 (64-bit)	SUSE Linux Enterprise Server 11 SP2 (64-bit)	SUSE Linux Enterprise Server 11 SP3 (64-bit)	Red Hat Enterprise Linux 5.8 (32-bit)	Red Hat Enterprise Linux 5.8 (64-bit)	Red Hat Enterprise Linux 5.9 (32-bit)	Red Hat Enterprise Linux 5.9 (64-bit)	Red Hat Enterprise Linux 6.3 (64-bit)	Red Hat Enterprise Linux 6.4 (64-bit)	Red Hat Enterprise Linux 6.5 (64-bit)
IPMITool Out-of-Band	X	X	X	X	X	X	X	X	X	X	X	X

Supported Microsoft Windows Operating Systems For IPMITool

The following table lists the supported Microsoft Windows operating systems for the IPMI Tool.

An 'X' in the operating system column indicates IPMITool support.

Table 24. Supported Microsoft Windows Operating Systems for IPMITool

	Microsoft Windows Server 2008 (32-bit and 64-bit)	Microsoft Windows Server 2008 R2 (64-bit)	Microsoft Windows XP (32-bit)	Microsoft Windows Vista (32-bit)	Microsoft Windows Vista (64-bit)	Microsoft Windows 7.0 (32-bit)	Microsoft Windows 7.0 (64-bit)	Microsoft Windows Server 2012	Microsoft Windows Server 2012 R2
Service Pack	SP1/SP2	SP1/SP2	SP3	SP2	SP2				
IPMITool	X	X	X	X	X	X	X	X	X

Supported Linux Operating Systems For IPMITool

The following table lists the supported Linux operating systems for the IPMITool BMU.

An 'X' in the operating system column indicates BMU support.

Table 25. Supported Linux Operating Systems for IPMITool

	SUSE Linux Enterprise Server 10 SP3 (64-bit)	SUSE Linux Enterprise Server 10 SP4 (64-bit)	SUSE Linux Enterprise Server 11 SP1 (64-bit)	SUSE Linux Enterprise Server 11 SP2 (64-bit)	SUSE Linux Enterprise Server 11 SP3 (64-bit)	Red Hat Enterprise Linux 5.8 (32-bit)	Red Hat Enterprise Linux 5.8 (64-bit)	Red Hat Enterprise Linux 5.9 (32-bit)	Red Hat Enterprise Linux 5.9 (64-bit)	Red Hat Enterprise Linux 6.3 (64-bit)	Red Hat Enterprise Linux 6.4 (64-bit)	Red Hat Enterprise Linux 6.5 (64-bit)
IPMITool	X	x	X	X	X	X	x	X	X	X	X	X

Supported Virtualization Operating Systems for IPMITool

The following table lists the supported Virtualization operating systems for the IPMITool.

An 'X' in the operating system column indicates IPMITool support.

Edition	VMware								Microsoft				Citrix	
	ESX 4.1 U3	ESXi 5.0 U1	ESXi 5.0 U3	ESXi 5.1 U2	ESXi 5.5 (flash / HDD)	vSphere 4.1 U3	vSphere 5.0 U2	vSphere 5.1 U1	Hyper-V for Windows 2008	Hyper-V R2 SP1 for Windows 2008	Hyper-V for Windows 2012	Hyper-V for Windows 2012 R2	XenServer 6.1	XenServer 6.2
IPMITool	X	X	X	X	X	X	X	X	X	X	X	X	X	X

Supported Dell Remote Access Controllers And Solutions

The Dell PowerEdge embedded server management solution, Integrated Dell Remote Access Controller (iDRAC) with Lifecycle Controller, helps IT administrators to speed up the essential management tasks, it increases the availability of your servers, and reduces your IT operational expenses.

With powerful, easy-to-use, remote management and configuration options, iDRAC with Lifecycle Controller alerts IT administrators when an issue occurs, enables streamlined local and remote server management, and reduces or eliminates the need for administrators to physically visit the server even if the server is not operational.

Overview

Both iDRAC Express and Enterprise ship from the factory with a default static IP address, this is a preferred and a known method. However, Dell also offers two options to better fit into a customer's existing environment. **Auto-discovery** or **DHCP** can be set from the factory to allow you to access the iDRAC and remotely configure your server.

Auto Discovery

The Auto Discovery option is for customers who have some type of provisioning server already installed in their data center environment. A provisioning server manages and automates the deployment or upgrade of an operating system and applications to a Dell PowerEdge™ server. By enabling Auto Discovery, the servers will — upon first boot — search for a provisioning server to take control and begin the automated deployment or update process. Select this option if you like to ensure that this feature is enabled at the Dell factory. There is no charge to enable Auto Discovery at the time of order.

DHCP

The DHCP option is for customers who have a Dynamic Host Configuration Protocol (DHCP) server already installed in their data center environment. The DHCP server automatically assign the IP address, gateway, and subnet mask to iDRAC7. Select this option if you like to ensure that this feature is enabled at the Dell factory. There is no charge to enable DHCP at time of order.

iDRAC Service Module

The Integrated Dell Remote Access Controller (iDRAC) Service Module is a lightweight optional software application that can be installed on Dell 12G Server or later. The iDRAC Service Module complements iDRAC interfaces – Graphical User Interface (GUI), RACADM CLI and Web Service Management (WSMAN) with additional monitoring data. You can configure the features on the supported operating system depending on the features to be installed and the unique integration needs in a work environment.

DRAC also logs event data and the most recent crash screen (for systems running the Microsoft Windows operating system only) to help diagnose the probable cause of a system crash.

For more information on DRAC or iDRAC, see the *Dell Remote Access Controller User's Guide* or the *Integrated Dell Remote Access Controller User's Guide* available at www.dell.com/support/manuals.

Table below "Remote Access Controllers and Solutions for Blade Servers" and Table "For Rack and Tower Servers" list the following:

- Supported Remote Access Controller versions and firmware (iDRAC7, iDRAC6, iDRAC, DRAC5, DRAC4 and DRAC/MC)
- Supported Chassis Management Controller versions and firmware

- Supported BMC firmware versions
- Supported IPMI protocol versions

Supported Remote Access Controllers And Solutions For Blade Servers

Table 26. Supported Remote Access Controllers and Solutions for Blade Servers

Dell System	DRACs		CMC Firmware		BMC Firmware Version	Supported IPMI Protocol Versions
	DRAC Type	Supported DRAC Firmware Version	M100e CMC	VRTX CMC		
M420	iDRAC7	1.51.51	4.5	1.3	N/A	2.0
M520	iDRAC7	1.51.51	4.5	1.3	N/A	2.0
M620	iDRAC7	1.51.51	4.5	1.3	N/A	2.0
M820	iDRAC7	1.51.51	4.5	1.3	N/A	2.0
M610	iDRAC6	3.50	4.5	N/A	N/A	2.0
M710	iDRAC6	3.50	4.5	N/A	N/A	2.0
M610x	iDRAC6	3.50	4.5	N/A	N/A	2.0
M710HD	iDRAC6	3.50	4.5	N/A	N/A	2.0
M910	iDRAC6	3.50	4.5	N/A	N/A	2.0
M915	iDRAC6	3.50	4.5	N/A	N/A	2.0
M600	DRAC	1.65	4.5	N/A	N/A	2.0
M605	DRAC	1.65	4.5	N/A	N/A	2.0
M805	iDRAC	1.65	4.5	N/A	N/A	2.0
M905	iDRAC	1.65	4.5	N/A	N/A	2.0
1955	N/A	1.65	N/A	N/A	2.03	2.0
1855	N/A	1.65	N/A	N/A	1.01 or later	1.5

Supported Remote Access Controllers and Solutions for Rack and Tower Servers

Table 27. Supported Remote Access Controllers and Solutions for Rack and Tower Servers

Dell System	DRACs		BMC Firmware Version	Supported IPMI Protocol Versions
	DRAC Type	Supported DRAC Firmware Version		
R220	iDRAC7	1.51.51	N/A	2.0
R320	iDRAC7	1.51.51	N/A	2.0
R420	iDRAC7	1.51.51	N/A	2.0
R520	iDRAC7	1.51.51	N/A	2.0
R620	iDRAC7	1.51.51	N/A	2.0
R720	iDRAC7	1.51.51	N/A	2.0
R720XD	iDRAC7	1.51.51	N/A	2.0
R820	iDRAC7	1.51.51	N/A	2.0
R820	iDRAC7	1.51.51	N/A	2.0
R920	iDRAC7	1.51.51	N/A	2.0
T320	iDRAC7	1.51.51	N/A	2.0
T420	iDRAC7	1.51.51	N/A	2.0
T620	iDRAC7	1.51.51	N/A	2.0
R210	iDRAC6	1.95	1.92	2.0
R210 II	iDRAC6	1.95	1.95	2.0
R300	iDRAC6	1.65	2.50	2.0
R310	iDRAC6	1.95	1.92	2.0
R410	iDRAC6	1.95	1.92	2.0
R415	iDRAC6	1.95	1.95	2.0
R510	iDRAC6	1.95	1.92	2.0
R515	iDRAC6	1.95	1.95	2.0
R610	iDRAC6	1.95	N/A	2.0
R710	iDRAC6	1.95	N/A	2.0
R715	iDRAC6	1.95	N/A	2.0
R810	iDRAC6	1.95	N/A	2.0

Dell System	DRACs		BMC Firmware Version	Supported IPMI Protocol Versions
	DRAC Type	Supported DRAC Firmware Version		
R910	iDRAC6	1.95	N/A	2.0
R815	iDRAC6	1.95	N/A	2.0
T310	iDRAC6	1.95	1.92	2.0
T410	iDRAC6	1.95	1.92	2.0
T610	iDRAC6	1.95	N/A	2.0
T710	iDRAC6	1.95	N/A	2.0
PowerVault DL2200	iDRAC6	1.95	N/A	2.0
PowerVault NX3000	iDRAC6	1.95	N/A	2.0
PowerVault NX3100	iDRAC6	1.95	N/A	2.0
PowerVault NX200	iDRAC6	1.95	N/A	2.0
PowerVault NX300	iDRAC6	1.95	N/A	2.0
PowerVault DL2100	iDRAC6	1.95	N/A	2.0
PowerVault DX6000	iDRAC6	1.95	N/A	2.0
EqualLogic FS7500	iDRAC6	1.95	N/A	2.0
R805	DRAC 5	1.65	2.50	2.0
R900	DRAC 5	1.65	2.50	2.0
R905	DRAC 5	1.65	2.50	2.0
T100	DRAC 5	1.65	1.29 or later	2.0
T105	DRAC 5	1.65	1.29 or later	2.0
T300	DRAC 5	1.65	2.50	2.0
T605	DRAC 5	1.65	2.50	2.0
6950	DRAC 5	1.65	2.50	2.0
2970	DRAC 5	1.65	2.50	2.0
2950	DRAC 5	1.65	2.50	2.0

Dell System	DRACs		BMC Firmware Version	Supported IPMI Protocol Versions
	DRAC Type	Supported DRAC Firmware Version		
2900	DRAC 5	1.65	2.50	2.0
1950	DRAC 5	1.65	2.50	2.0
1900	DRAC 5	1.65	2.50	2.0
PowerVault DL2000	DRAC 5	1.65	1.29 or later	2.0
R200	DRAC 4	1.75	1.29 or later	1.5
T110	No iDRAC support		1.92	2.0
T110 II	No iDRAC support		1.95	2.0

Lifecycle Controller — Supported Dell Systems and Operating Systems

The Dell Lifecycle Controller provides advanced embedded systems management and is delivered as part of integrated Dell Remote Access Controller (iDRAC) and embedded Unified Extensible Firmware Interface (UEFI) applications in the 11th and 12th generation Dell servers.

The Lifecycle Controller software components are built on iDRAC and UEFI system firmware. Lifecycle Controller firmware can access and manage the hardware, including component and sub- system management that is beyond the traditional Baseboard Management Controller (BMC) capabilities. The UEFI environment provides the local console interface and the infrastructure for locally managed system components. It simplifies the end-to-end server lifecycle management.

On the 11th generation servers, Lifecycle Controller is known as Unified Server Configurator (USC), Unified Server Configurator - Lifecycle Controller Enabled, and Lifecycle Controller-Remote Services.


On the 12th generation servers, Lifecycle Controller is known as Lifecycle Controller 2 (includes GUI and Remote Services). The functionalities available are based on the generation of the server and the variant of Lifecycle Controller:


- **Lifecycle Controller GUI v1.3** — Lifecycle Controller GUI supports systems management tasks such as deploy, configure, update, maintain, and diagnose in a one-to-one method.
- **Lifecycle Controller-Remote Services v1.3** — Remote Services (WS-MAN) simplifies end-to-end server lifecycle management using the one-to-many method. It interfaces for remote deployment integrated with Dell OpenManage Essentials and partner consoles.

For more information, see the Lifecycle Controller documentation available at www.dell.com/support/manuals.

Supported Dell Systems And Windows Operating Systems For Lifecycle Controller v1.3


See [Supported Dell OpenManage Systems Management Software on Windows Operating Systems](#) for a list of all the Dell systems and Microsoft Operating systems that support Lifecycle Controller.

 **NOTE:** Lifecycle controller is not supported on Dell PowerEdge T110 and T110II.

 **NOTE:** Lifecycle Controller is not supported on Windows Storage Server operating systems.

Supported Dell Systems and Linux Operating Systems for Lifecycle Controller v1.3

See [Supported Dell OpenManage Systems Management Software on Linux Operating Systems](#) for a list of all the Dell systems and Microsoft Operating systems that support Lifecycle Controller.

 **NOTE:** Lifecycle controller is not supported on Dell PowerEdge T110 and T110II.

Supported Dell Systems and Virtualization Operating Systems for Lifecycle Controller v1.3

See [Supported Dell OpenManage Systems Management Software on Virtualization Operating Systems](#) for a list of all the Dell systems and Microsoft Operating systems that support Lifecycle Controller.



NOTE: Lifecycle controller is not supported on Dell PowerEdge T110 and T110II.

Supported Browsers


The following table lists the supported browsers for Dell OpenManage 7.4 systems management software on systems running supported Microsoft Windows, Red Hat Linux, and SUSE Linux operating systems.


Table 28. Supported Browsers for Dell OpenManage on Dell Microsoft, RHEL and SUSE Linux Operating systems


Operating System	Internet Explorer 8	Internet Explorer 8 (64-bit)	Internet Explorer 9	Internet Explorer 9 (64-bit)	Internet Explorer 10	Internet Explorer 10 (64-bit)	Internet Explorer 11	Firefox 15	Firefox 16	Firefox 22	Firefox 23	Chrome 21	Chrome 22	Chrome 27	Chrome 28	Chrome 30	Safari 5.1.7 on Mac OS X Mountain Lion	Safari 5.2	Safari 6
Windows XP 32-bit SP3	X	N/A	N/A	N/A	N/A	N/A	X	X	X	X	X	X	X	X	X	X	X	X	X
Windows Vista 32-bit SP2	X	N/A	X	N/A		N/A	X	X	X	X	X	X	X	X	X	X	X	X	X
Windows Vista 64-bit SP2	X	X	X	X			X	X	X	X	X	X	X	X	X	X	X	X	X
Windows 7 32-bit	X	N/A	X	N/A		N/A	X	X	X	X	X	X	X	X	X	X	X	X	X
Windows 7 64-bit	X	X	X	X			X	X	X	X	X	X	X	X	X	X	X	X	X
Windows	X	N/A	N/A	N/A	N/A	N/A	X	X	X	X	X	X	X	X	X	X	X	X	X

Operating System	Internet Explorer 8	Internet Explorer 8 (64-bit)	Internet Explorer 9	Internet Explorer 9 (64-bit)	Internet Explorer 10	Internet Explorer 10 (64-bit)	Internet Explorer 11	Firefox 15	Firefox 16	Firefox 22	Firefox 23	Chrome 21	Chrome 22	Chrome 27	Chrome 28	Chrome 30	Safari 5.1.7 on Mac OS X Mountain Lion	Safari 5.2	Safari 6
Server 2003 SP2																			
Windows Server 2003 x64 SP2	X	X	X	X	X	X	X	X	X	X	X	X	X	X	X	X	X	X	X
Windows Server 2008 SP2	X	N/A	X	N/A	X	N/A	X	X	X	X	X	X	X	X	X	X	X	X	X
Windows Server 2008 64-bit SP2	X	X	N/A	X	N/A	X	X	X	X	X	X	X	X	X	X	X	X	X	X
Windows Server 2008 R2 64-bit	X	X	X	X	X	X	X	X	X	X	X	X	X	X	X	X	X	X	X
Windows Server 2012	X	X	N/A	X	N/A	X	X	X	X	X	X	X	X	X	X	X	X	X	X

Operating System	Internet Explorer 8	Internet Explorer 8 (64-bit)	Internet Explorer 9	Internet Explorer 9 (64-bit)	Internet Explorer 10	Internet Explorer 10 (64-bit)	Internet Explorer 11	Firefox 15	Firefox 16	Firefox 22	Firefox 23	Chrome 21	Chrome 22	Chrome 27	Chrome 28	Chrome 30	Safari 5.1.7 on Mac OS X Mountain Lion	Safari 5.2	Safari 6
64-bit																			
Windows Server 2012 R2	X	X	N/A	X	N/A	X	X	X	X	X	X	X	X	X	X	X	X	X	X
SLES 11 SP3	Native Browser									X	X			X	X	X	X	X	X
RHEL 5.9 32 bit and 64-bit	Native Browser									X	X			X	X	X	X	X	X
RHEL 6.5	Native Browser									X	X			X	X	X	X	X	X

 **NOTE:** Safari 5.2 and 6 on Mac OS X 10.7 (Mountain Lion) supports iDRAC7. At this point, there is no support available for OMSA.

 **NOTE:** Chrome 21 and 22 supports iDRAC7. At this point, there is no support available for OMSA.

 **NOTE:** For the latest information, see the *Readme* file for the specific product available at www.dell.com/support/manuals. On this page, click **Software** → **Systems Management** → **Dell OpenManage Releases**. Select the OpenManage Release version and then select the appropriate product to view the *Readme file*.

Network Interface Controllers And Supported Operating Systems

The drivers required for a Network Interface Card (NIC) depend on the operating system installed on your system.

The following table lists the NIC manufacturers and drivers version required for the supported operating systems in OpenManage 7.4.

Table 29. NIC Manufacturers and Drivers Required for Supported Operating Systems


NIC Product Name	Microsoft Windows 2008 Family	Microsoft Windows Server 2012 Family	Red Hat Enterprise Linux 5.8	Red Hat Enterprise Linux 5.9 (32-bit & 64-bit)	Red Hat Enterprise Linux 6.3	Red Hat Enterprise Linux 6.4	Red Hat Enterprise Linux 6.5 (32-bit & 64-bit)	SUSE Linux Enterprise Server 10 SP3 (64-bit)	SUSE Linux Enterprise Server 10 SP4 (64-bit)	SUSE Linux Enterprise Server 11 SP1 (64-bit)	SUSE Linux Enterprise Server 11 SP2 (64-bit)	SUSE Linux Enterprise Server 11 SP3 (64-bit)
Broadcom Family of Adapters	18.2.0	18.2.0	18.2.0	18.2.0	18.2.0	18.2.0	Not Supported	18.2.0	18.2.0	18.2.0	18.2.0	Not Supported
Intel Family of Adapters	15.0.0	15.0.0	Not Supported	15.0.0	Not Supported	15.0.0	Not Supported	Not Supported	15.0.0	Not Supported	Not Supported	15.0.0
QLogic Family of Adapters	4_7_25_0423	4_7_25_0423	5.0.29-4	5.0.29-4	5.0.29-4	5.0.29-4	5.0.29-4	5.0.29-4	5.0.29-4	5.0.29-4	5.0.29-4	5.0.29-4
Emulex Family of Adapters	08.01.16	08.01.16	08.01.16	08.01.16	Not Supported	08.01.16	08.01.16 (64-bit only)	Not Supported	Not Supported	Not Supported	Not Supported	08.01.16
Brocade Family of Adapters	3.1.0	3.1.0	3.1.0	3.1.0	3.1.0	3.1.0	3.1.0	3.1.0	3.1.0	3.1.0	3.1.0	3.1.0

NIC Product Name	Microsoft Windows 2008 Family	Microsoft Windows Server 2012 Family	Red Hat Enterprise Linux 5.8	Red Hat Enterprise Linux 5.9 (32-bit & 64-bit)	Red Hat Enterprise Linux 6.3	Red Hat Enterprise Linux 6.4	Red Hat Enterprise Linux 6.5 (32-bit & 64-bit)	SUSE Linux Enterprise Server 10 SP3 (64-bit)	SUSE Linux Enterprise Server 10 SP4 (64-bit)	SUSE Linux Enterprise Server 11 SP1 (64-bit)	SUSE Linux Enterprise Server 11 SP2 (64-bit)	SUSE Linux Enterprise Server 11 SP3 (64-bit)
Mellanox Family of Adapters (Ethernet only)	WinOF 4.40 (x64 and R2 only)	WinOF 4.40 (W2K12 only)	Not Supported	Not Supported	Not Supported	MLNX OFED 2.0-2.6.8	Not Supported	Not Supported	Not Supported	Not Supported	Not Supported	MLNX OFED 2.0-2.6.8

 **NOTE:** Dell no longer supports the following NICs: 3COM 3C98x Family of Adapters and Alteon ACEnic Copper Gigabit.

RAID Controller Supported Servers, Operating Systems, Firmware, And Driver Versions

Starting with Dell OpenManage Server Administrator version 5.0, only the enhanced Storage Management Service is supported. The Storage Management Service allows you to configure and manage your storage devices from within Server Administrator.

 **NOTE:** The Storage Management Service mentioned in this guide refers to the enhanced Storage Management Service. Server Administrator no longer supports the basic Storage Management Service (also known as Array Manager).


Most of the systems management releases support management of RAID controllers in the form of PERC cards, and some systems management releases also support CERC IDE and SATA controllers. System administrators responsible for monitoring the compatibility of their systems' storage devices need a clear matrix that shows the elements that are compatible with a particular storage controller. Each storage controller version in turn supports a specific array of elements, including:

- Version of the Storage Management Service
- Dell system
- Firmware version number required for a particular controller
- Supported operating systems, where each operating system requires a specific driver

For more information on Storage Management Services see the Dell *OpenManage Server Administrator User's Guide* and the Dell *OpenManage Storage Management User's Guide* at www.dell.com/support/manuals.

The following types of controllers are included in this section:

- The RAID controller card group contains the following controllers: PERC 5/E, PERC 5/i Adapter, PERC 5/i Integrated, SAS 5/iR Adapter, SAS 6/iR Integrated, PERC 6/E Adapter, PERC 6/i Adapter, PERC 6/i Integrated, PERC H200 Adapter, PERC H200 Integrated, PERC H200 Modular, PERC H700, PERC H800, SAS 6/iR Adapter, and CERC 6/i Integrated.
- The SAS 5/i Integrated and SAS 5/E controller.

 **NOTE:** The firmware and drivers listed in this section refer to the minimum supported version as of the publication date of this document. Later versions of the firmware and drivers may also be supported or required. For the most recent driver and firmware requirements, see www.dell.com/support/manuals for the Storage Management Service.

Linux Driver Included In RPM*

The 1.1.4 Linux driver is included in RPM 2302 (Red Hat Package Manager 2302).

PERC 5/E Adapter

The PERC 5/E Adapter supports the following Dell PowerEdge systems: 1900, 1950, 1955, 2900, 2950, 2970, 6950, R610, R710, T610, R410, T410, M610, M710, T710, T310, R310, R210, R220, T110, R510, R810, R910, R920, M910, R715, R815, R415, R515, and R805.

The PERC 5/E Adapter supports the following Dell Storage systems: MD1000, MD1120

The PERC 5/E Adapter supports six enclosures

The following tables list the other elements supported by the PERC 5/E Adapter.


 **NOTE:** The RAID cards support both 32-bit and 64-bit versions of Red Hat Enterprise Linux operating systems and only 64-bit versions of the SUSE Linux Enterprise Server operating systems. However, all 64-bit versions of any operating system are not supported.

Table 30. Storage Management Service Supported Elements: PERC 5/E Adapter

Storage Management Service version	Server Administrator Version	PERC Firmware Version	Windows Server 2008 32-bit Driver	Windows Server 2008 64-bit Driver	Windows Server 2008 R2 Driver	Windows Server 2012 Driver	Windows Server 2012 Driver R2
4.2	7.4	5.2.2-0076	2.24.0.32	2.24.0.64	4.5.0.64	Native	Native
Red Hat Enterprise Linux 5.9 Driver	Red Hat Enterprise Linux 6.5 Driver	SUSE Linux Enterprise Server 10 SP4 Driver		SUSE Linux Enterprise Server 11 SP3 Driver			
Native	Native	Native		Native			

PERC 5/i Adapter and Integrated

The PERC 5/i Adapter supports the following Dell PowerEdge systems: 1900, 1950, 1955, 2900, 2950, 2970, 6950, R610, R710, T610, R410, T410, M610, M710, T710, T310, R310, R210, R220, T110, R510, R810, R910, R920, M910, R715, R815, R415, and R515.

The PERC 5/i Adapter supports the following Dell PowerVault system: PowerVault 100.

The PERC 5/i Integrated supports the following Dell PowerEdge systems: 1900, 1950, 1955, 2900, 2950, 2970, and 6950, R610, R710, T610, R410, T410, M610, M710, T710, T310, R310, R210, R220, T110, R510, R810, R910, R920, M910, R715, R815, R415, and R515.

The PERC 5/i Integrated supports the following Dell PowerVault system: PowerVault NX1950.

The following tables list the other elements supported by the PERC 5/i Adapter and Integrated.

Table 31. Storage Management Service Supported Elements: PERC 5/i Adapter and Integrated

Storage Management Service version	Server Administrator Version	PERC Firmware Version	Windows Server 2008 32-bit Driver	Windows Server 2008 64-bit Driver	Windows Server 2008 R2 Driver	Windows Server 2012 Driver	Windows Server 2012 Driver R2
4.2	7.4	5.2.3-0074	2.24.0.32	2.24.0.64	4.5.0.64	Native	Native
Red Hat Enterprise Linux 5.9	Red Hat Enterprise Linux 6.5	SUSE Linux Enterprise Server 10 SP4 Driver		SUSE Linux Enterprise Server 11 SP3 Driver			
Native	Native	Native		Native			

SAS 5/iR Adapter and Integrated

The SAS 5/iR Adapter supports the following Dell PowerEdge systems: 1900, 2900, 6950, T605, and T610.

The SAS 5/iR Integrated supports the following Dell PowerEdge system: 1955.

The following tables list the other elements supported by the SAS 5/iR Adapter.

Table 32. Storage Management Service Supported Elements: SAS 5/iR Adapter and Integrated

Storage Management Service version	Server Administrator Version	SAS Firmware/ BIOS Version	Windows Server 2008 32-bit Driver	Windows Server 2008 64-bit Driver	Windows Server 2008 R2 Driver	Windows Server 2012 Driver	Windows Server 2012 Driver R2
4.2	7.4	00.10.51.00 06.12.05.00	1.28.03.01	1.28.03.01	1.28.3.52	Native	Native
Red Hat Enterprise Linux 5.9 Driver		Red Hat Enterprise Linux 6.5 Driver		SUSE Linux Enterprise Server 10 SP4 Driver		SUSE Linux Enterprise Server 11 SP3 Driver	
Native		Native		Native		Native	

SAS 5/i Integrated

The SAS 5/i Integrated controller supports the following Dell PowerEdge systems: 1950, 2900, 2950, and 2970.

The following tables list the other elements supported by the SAS 5/i Integrated controller.

Storage Management Service version	Server Administrator Version	SAS Firmware/ BIOS Version	Windows Server 2008 32-bit Driver	Windows Server 2008 64-bit Driver	Windows Server 2008 R2 Driver	Windows Server 2012 Driver	Windows Server 2012 Driver R2
4.2	7.4	00.10.51.00/0 6.12.05.00	1.28.03.01	1.28.03.01	1.28.3.52	Native	Native
Red Hat Enterprise Linux 5.9 Driver		Red Hat Enterprise Linux 6.5 Driver		SUSE Linux Enterprise Server 10 SP4 Driver		SUSE Linux Enterprise Server 11 SP3 Driver	
Native		Native		Native		Native	

SAS 5/E Adapter

The SAS 5/E Adapter supports the following Dell PowerEdge systems: 1900, 1950, 2900, 2950, 2970, 6950, R900, T300, T605, R200, R220, R300, R805, R905, R610, R710, R920, and T610.

The SAS 5/E Adapter supports the following Dell PowerVault systems: PowerVault NX1950 and PowerVault DL2000.

The following tables list the other elements supported by the SAS 5/E Adapter.

Storage Management Service version	Server Administrator Version	SAS Firmware/ BIOS Version	Windows Server 2008 32-bit Driver	Windows Server 2008 64-bit Driver	Windows Server 2008 R2 Driver	Windows Server 2012 Driver	Windows Server 2012 Driver R2
4.2	7.4	00.10.51.00/0 6.12.05.00	1.28.03.01	1.28.03.01	1.28.3.52	Native	Native
Red Hat Enterprise Linux 5.9 Driver		Red Hat Enterprise Linux 6.5 Driver		SUSE Linux Enterprise Server 10 SP4 Driver		SUSE Linux Enterprise Server 11 SP3 Driver	
Native		Native		Native		Native	

PERC 6/i Adapter, Integrated, and Modular

The PERC 6/i Adapter supports the following Dell PowerEdge systems: R410, R905, T300, and T605.

The PERC 6/i Integrated supports the following Dell PowerEdge systems: 1900, 1955, 6950, T410, T710, T310, R310, R210, R220, T110, R510, R810, R910, M910, R715, R815, R415, R515, 1950, 2900, 2950, 2970, R805, R900, R920, T610, R410, R610, R710, M610, and M710.

The PERC 6/i Integrated supports the following Dell PowerVault system: NX1950.

The PERC 6/i Modular supports the following Dell PowerEdge systems: 1900, 1950, 1955, 2900, 2950, 2970, 6950, R610, R710, T610, R410, M610, M710, T710, T310, R310, R210, R220, T110, R510, R810, R910, R920, M910, R715, R815, R415, R515, R805, and R900.

The PERC 6/i Modular supports the following Dell PowerVault systems: PowerVault NX1950.

The following tables list the other elements supported by the PERC 6/i Integrated and Adapter.

Table 33. Storage Management Service Supported Elements: PERC 6/i Adapter, Integrated and Modular

Storage Management Service version	Server Administrator Version	PERC Firmware Version	Windows Server 2008 32-bit Driver	Windows Server 2008 64-bit Driver	Windows Server 2008 R2 Driver	Windows Server 2012 Driver
4.2	7.4	6.3.3-0002	2.24.0.32	2.24.0.64	4.5.0.64	Native

Windows Server 2012 Driver R2	Red Hat Enterprise Linux 5.9 Driver	Red Hat Enterprise Linux 6.5 Driver	SUSE Linux Enterprise Server 10 SP4 Driver	SUSE Linux Enterprise Server 11 SP3 Driver
Native	Native	Native	Native	Native

CERC 6/i Integrated

The CERC 6/i Integrated supports the following Dell PowerEdge systems: M600, M605, M805, and M905.

The following tables list the other elements supported by the CERC 6/i Integrated.

Table 34. Storage Management Service Supported Elements: CERC 6/i Integrated

Storage Management Service Version	Server Administrator Version	PERC Firmware Version	Windows Server 2008	Windows Server 2008 R2 Driver	Windows Server 2012 Driver
4.2	7.4	6.3.2-0001	2.24.0.32 (32-bit) 2.24.0.64 (64-bit)	4.5.0.64	Native

Windows Server 2012 Driver R2	Red Hat Enterprise Linux 5.9 Driver	Red Hat Enterprise Linux 6.5 Driver	SUSE Linux Enterprise Server 10 SP4 Driver	SUSE Linux Enterprise Server 11 SP3 Driver
Native	Native	Native	Native	Native

PERC 6/E Adapter

The PERC 6/E Adapter supports the following Dell PowerEdge systems: 1950, 2900, 2950, 2970, 6950, R200, R220, R300, R805, R900, R905, T300, T610, R410, R610, R710, 1900, 1955, T410, M610, M710, T710, T310, R310, R210, T110, R510, R810, R910, R920, M910, R715, R815, R415, and R515.

The PERC 6/E Adapter supports the following Dell PowerVault system: PowerVault DL2000.

The PERC 6/E Adapter supports the following Dell Storage systems: MD1000 and MD1120.

The PERC 6/E Adapter supports six storage enclosures.

The following tables list the other elements supported by the PERC 6/E Adapter.

Table 35. Storage Management Service Supported Elements: PERC 6/E Adapter

Storage Management Service Version	Server Administrator Version	PERC Firmware Version	Windows Server 2008 32-bit Driver	Windows Server 2008 64-bit Driver	Windows Server 2008 R2 Driver	Windows Server 2012 Driver
4.2	7.4	6.3.3-0002	2.24.0.32	2.24.0.64	4.5.0.64	Native

Windows Server 2012 Driver R2	Red Hat Enterprise Linux 5.9 Driver	Red Hat Enterprise Linux 6.5 Driver	SUSE Linux Enterprise Server 10 SP4 Driver	SUSE Linux Enterprise Server 11 SP3 Driver
Native	Native	Native	Native	Native

SAS 6/iR Integrated and Adapter

The SAS 6/iR Integrated supports the following Dell PowerVault systems: PowerVault DL2000.

The SAS 6/iR Integrated supports the following Dell PowerEdge systems: 1950, 2900, 2950, 2970, R805, R900, M600, M605, M805, M905, T610, R410, R610, R710, M610, M710, 1900, 1955, 2900, 2950, 2970, 6950, R610, R710, T610, R410, T410, M610, M710, T710, T310, R310, R210, R220, T110, R510, R810, R910, R920, M910, R715, R815, R415, and R515.

The SAS 6/iR Adapter supports the following Dell PowerEdge systems: R200, R300, R410, T105, T300, R905, R920, T100, and T605.

The following tables list the other elements supported by the SAS 6/iR Integrated and Adapter.

Table 36. Storage Management Service Supported Elements: SAS 6/iR Integrated and Adapter

Storage Management Service Version	Server Administrator Version	SAS Firmware/BIOS Version	Windows Server 2008 Driver	Windows Server 2008 R2 Driver	Windows Server 2012 Driver
4.2	7.4	00.25.47.00/06.22.03.00	1.28.03.01 (32-bit) 1.28.03.01 (64-bit)	1.28.03.52	Native

Windows Server 2012 Driver R2	Red Hat Enterprise Linux 5.9 Driver	Red Hat Enterprise Linux 6.5 Driver	SUSE Linux Enterprise Server 10 SP4 Driver	SUSE Linux Enterprise Server 11 SP3 Driver
Native	Native	Native	Native	Native

SAS 6/int Modular

The SAS 6/int Modular supports Dell PowerVault DL2000 system.

The following tables list the other elements supported by the SAS 6/iR Integrated and Adapter.

Table 37. Storage Management Service Supported Elements: SAS 6/int Modular

Storage Management Service version	Server Administrator Version	SAS Firmware/BIOS Version
4.2	7.4	00.25.47.00/06.22.03.00

Red Hat Enterprise Linux 5.9 Driver	Red Hat Enterprise Linux 6.5 Driver	SUSE Linux Enterprise Server 10 SP4 Driver	SUSE Linux Enterprise Server 11 SP3 Driver
Native	Native	Native	Native

SAS 6 Gbps HBA

The SAS 6 Gbps HBA supports the following Dell PowerVault system: PowerVault DL2000.

The SAS 6 Gbps HBA supports the following Dell PowerEdge systems: 1950, 2900, 2950, 2970, R805, R900, M600, M605, M805, M905, T610, R410, R610, R710, M610, M710, R200, R220, R300, R410, T105, T300, R905, R920, T100, and T605.

The following tables list the other elements supported by the SAS 6/iR Integrated and Adapter.

Table 38. Storage Management Service Supported Elements: SAS 6 Gbps HBA

Storage Management Service version	Server Administrator Version	SAS Firmware/BIOS Version	Windows Server 2008 32-bit Driver	Windows Server 2008 64-bit Driver	Windows Server 2008 R2 Driver	Windows Server 2012 Driver
4.2	7.4	07.03.06.00	2.0.35.10	2.0.35.10	2.0.35.10	Native

Windows Server 2012 Driver R2	Red Hat Enterprise Linux 5.9 Driver	Red Hat Enterprise Linux 6.5 Driver	SUSE Linux Enterprise Server 10 SP4 Driver	SUSE Linux Enterprise Server 11 SP3 Driver
Native	Native	Native	Native	Native

LSI Logic 1020/1030 Ultra320 SCSI Adapter

LSI Logic 1020/1030 Ultra320 SCSI adapter supports the following Dell PowerEdge systems: 1950, 2950, 2970, 6950, R200, R220, R300, R900, R805, R905, R920, T100, T105, T300, and T605.

LSI Logic 1020/1030 Ultra320 SCSI adapter supports the following Dell PowerVault system: PowerVault NX1950.

The following tables list the other elements supported by LSI Logic 1020/1030 Ultra320 SCSI adapter.

Table 39. Storage Management Service Supported Elements: LSI Logic 1020/1030 Ultra320 SCSI Adapter

Storage Management Service version	Server Administrator Version	PERC Firmware/BIOS Version
4.2	7.4	1.03.27.00.5.10.08.00.12

Windows 2008 R2 SP1	Windows 2012 Driver	Windows 2012 Driver R2	Red Hat Enterprise Linux 5.9 Driver	Red Hat Enterprise Linux 6.5 Driver	SUSE Linux Enterprise Server 10 SP4 Driver	SUSE Linux Enterprise Server 11 SP3 Driver
Native	Not Applicable	Not Applicable	Native	Native	Not Applicable	Native

PERC H700 Adapter, Integrated, and Modular

The PERC H700 Adapter supports the following Dell PowerEdge systems: R220, R310, R410, R320, R420, R520, R920, T310, T320, T410 and T420.

The PERC H700 Adapter supports the following Dell PowerVault system: PowerVault NX300.

The PERC H700 Integrated supports the following Dell PowerEdge systems: R710, R815, R715, R510, T610, R610, T710, R410, T410, M610, M710, T710, T310, R310, R210, R220, T110, R810, R910, R920, M910, R415, and R515.

The PERC H700 Modular supports the following Dell PowerEdge systems: M610 and M710.

The following tables list the other elements supported by the PERC H700 Integrated and Adapter.

Table 40. Dell OpenManage Supported Elements: PERC H700 Adapter, Integrated, and Modular

Storage Management Service Version	Server Administrator Version	PERC Firmware Version	Windows Server 2008 32-bit Driver	Windows Server 2008 64-bit Driver	Windows Server 2008 R2 Driver	Windows Server 2012 Driver
4.2	7.4	12.10.6-0001	4.31.1.32	4.31.1.64	4.31.1.64	Native

Windows Server 2012 Driver R2	Red Hat Enterprise Linux 5.9	Red Hat Enterprise Linux 6.5	SUSE Linux Enterprise Server 10 SP4 Driver	SUSE Linux Enterprise Server 11 SP3 Driver
Native	Native	Native	Native	Native

PERC H800 Adapter

The PERC H800 Adapter supports the following Dell PowerEdge systems: R220, R320, R420, R520, R710, R815, R920, T410, R715, R210, R510, T310, R310, T320, T420, T610, R610, R410, and T710.

The PERC H800 Adapter supports the following Dell Storage systems: MD1200 and MD1220.

The PERC H800 Adapter supports eight storage devices.

The following tables list the other elements supported by the PERC H800 Adapter.

Table 41. Dell OpenManage Supported Elements: PERC H800 Adapter

Storage Management Service version	Server Administrator Version	PERC Firmware Version	Windows Server 2008 32-bit Driver	Windows Server 2008 64-bit Driver	Windows Server 2008 R2 Driver	Windows Server 2012 Driver
4.2	7.4	12.10.6-0001	6.801.5.0	6.801.5.0	6.801.5.0	6.801.5.0

Windows Server 2012 Driver R2	Red Hat Enterprise Linux 5.9	Red Hat Enterprise Linux 6.5	SUSE Linux Enterprise Server 10 SP4 Driver	SUSE Linux Enterprise Server 11 SP3 Driver
6.801.5.0	Native	Native	00.00.05.39-1	Native

PERC H200 Adapter, Integrated, and Modular

The PERC H200 Adapter supports the following Dell PowerEdge systems: T410, R210, R220, T110, T310, R310, T610, R410, R920, and T710.

The PERC H200 Integrated supports the following Dell PowerEdge systems: R220, R710, R815, R715, R510, T610, R610, R920, and T710.

The PERC H200 Modular supports the following Dell PowerEdge systems: M710 and M610.

The following tables list the other elements supported by the PERC H200 Modular controllers.

Table 42. Dell OpenManage Supported Elements: PERC H200 Adapter, Integrated and Modular

Storage Management Service version	Server Administrator Version	PERC Firmware Version	Windows Server 2008 32-bit Driver	Windows Server 2008 64-bit Driver	Windows Server 2008 R2 Driver	Windows Server 2012 Driver
4.2	7.4	07.03.06.00	2.0.35.10	2.0.35.10	2.0.35.10	Native

Windows Server 2012 Driver R2	Red Hat Enterprise Linux 5.9 Driver	Red Hat Enterprise Linux 6.5 Driver	SUSE Linux Enterprise Server 10 SP4 Driver	SUSE Linux Enterprise Server 11 SP3 Driver
Native	Native	Native	Native	Native

PERC H310 Adapter, Mini Blade, And Mini Monolithic

The PERC H310 Adapter, Mini Blade, and Mini Monolithic support the following Dell PowerEdge systems: R620, R720, R720XD, M520, M620, R820, R220, R320, R420, R520, R920, T320, T420 and T620.

The following tables list the other elements supported by the PERC H310 Adapter, Mini Blade, and Mini Monolithic controllers.

Table 43. Dell OpenManage Supported Elements: PERC H310 Adapter, Mini Blade, and Mini Monolithic

Storage Management Service version	Server Administrator Version	PERC Firmware Version	Windows Server 2008 32-bit Driver	Windows Server 2008 64-bit Driver	Windows Server 2008 R2 Driver	Windows Server 2012 Driver
4.2	7.4	20.12.1-0002	5.2.220.32	5.2.220.64	5.2.220.32	5.2.220.64

Windows Server 2012 Driver R2	Red Hat Enterprise Linux 5.9 Driver	Red Hat Enterprise Linux 6.5 Driver	SUSE Linux Enterprise Server 10 SP4 Driver	SUSE Linux Enterprise Server 11 SP3 Driver
5.2.220.64	Native	Native	00.00.05.39-1	Native

PERC H710 Adapter, Mini Blade, and Mini Monolithic

The PERC H710 Adapter, Mini Blade, and Mini Monolithic support the following Dell PowerEdge systems: R620, R720, R720XD, M520, M620, R220, R320, R420, R520, R920, T320, T420 and T620.

The following tables list the other elements supported by the PERC H710 Adapter, Mini Blade, and Mini Monolithic controllers.

Table 44. Dell OpenManage Supported Elements: PERC H710 Adapter, Mini Blade and Mini Monolithic

Storage Management Service version	Server Administrator Version	PERC Firmware Version	Windows Server 2008 32-bit Driver	Windows Server 2008 64-bit Driver	Windows Server 2008 R2 Driver	Windows Server 2012 Driver
4.2	7.4	21.2.0-0007 21.2.1-0000	5.2.220.32	5.2.220.64	5.2.220.64	5.2.220.32

Windows Server 2012 Driver R2	Red Hat Enterprise Linux 5.9	Red Hat Enterprise Linux 6.5	SUSE Linux Enterprise Server 10 SP4 Driver	SUSE Linux Enterprise Server 11 SP3 Driver
5.2.220.32	Native	Native	5.39-1	Native

PERC H710P Adapter, Mini Blade, and Mini Monolithic

The PERC H710P Adapter, Mini Blade, and Mini Monolithic support the following Dell PowerEdge systems: R620, R720, R720XD, R820, M520, M620, R220, R320, R420, R520, R920, T320, T420 and T620.

The following tables list the other elements supported by the PERC H710P Adapter, Mini Blade, and Mini Monolithic controllers.

Table 45. Dell OpenManage Supported Elements: PERC H710P Adapter, Mini Blade, and Mini Monolithic

Storage Management Service version	Server Administrator Version	PERC Firmware Version	Windows Server 2008 32-bit Driver	Windows Server 2008 64-bit Driver	Windows Server 2008 R2 Driver	Windows Server 2012 Driver
4.2	7.4	21.2.0-0007 21.2.1-0000	5.2.220.32	5.2.220.64	5.2.220.64	5.2.220.32

Windows Server 2012 Driver R2	Red Hat Enterprise Linux 5.9	Red Hat Enterprise Linux 6.5	SUSE Linux Enterprise Server 10 SP4 Driver	SUSE Linux Enterprise Server 11 SP3 Driver
5.2.220.32	Native	Native	00.00.05.39-1	Native

PERC H810 Adapter

The PERC H810 Adapter supports the following Dell PowerEdge systems: R620, R720, R720XD, R820, M620, R220, R320, R420, R520, R920, T320, T420 and T620.

The following tables list the other elements supported by the PERC H810 Adapter controller.

Table 46. Dell Dell OpenManage Supported Elements: PERC H810 Adapter

Storage Management Service version	Server Administrator Version	PERC Firmware Version	Windows Server 2008 32-bit Driver	Windows Server 2008 64-bit Driver	Windows Server 2008 R2 Driver	Windows Server 2012 Driver
4.2	7.4	21.2.0-0007	6.801.5.0	6.801.5.0	6.801.5.0	6.801.5.0

Windows Server 2012 Driver R2	Red Hat Enterprise Linux 5.9	Red Hat Enterprise Linux 6.5	SUSE Linux Enterprise Server 10 SP4 Driver	SUSE Linux Enterprise Server 11 SP3 Driver
6.801.5.0	Native	Native	00.00.05.39-1	Native

PERC S100

The PERC S100 controller supports the following Dell PowerEdge systems: R210, R210 II, R220, R310, R410, R510, R920, T110, T110 II, T310, and T410.

The following tables list the other elements supported by the PERC S100 controller.

Table 47. Dell OpenManage Supported Elements: PERC S100

Storage Management Service version	Server Administrator Version	PERC Firmware Version	Windows Server 2008 32-bit Driver	Windows Server 2008 64-bit Driver	Windows Server 2008 R2 Driver	Windows Server 2012 Driver
4.2	7.4	2.0.0-0162	2.0.0-0162	2.0.0-0162	2.0.0-0162	Not Applicable

Windows Server 2012 Driver R2	Red Hat Enterprise Linux 5.9	Red Hat Enterprise Linux 6.5	SUSE Linux Enterprise Server 10 SP4 Driver	SUSE Linux Enterprise Server 11 SP3 Driver
Not Applicable	Native	Native	Native	Native

PERC S110

The PERC S110 controller supports the following Dell PowerEdge systems: M520, M620, R220, R320, R420, R520, R620, R720, R920, T320, T420, and T620

The following tables list the other elements supported by the PERC S110 controller.

Table 48. Dell OpenManage Supported Elements: PERC S110

Storage Management Service version	Server Administrator Version	PERC Firmware Version	Windows Server 2008 32-bit Driver	Windows Server 2008 64-bit Driver	Windows Server 2008 R2 Driver	Windows Server 2012 Driver
4.2	7.4	3.0.0.0139	3.0.0.0134	3.0.0.0134	3.0.0.0134	Not Applicable

Windows Server 2012 Driver R2	Red Hat Enterprise Linux 5.9	Red Hat Enterprise Linux 6.5	SUSE Linux Enterprise Server 10 SP4 Driver	SUSE Linux Enterprise Server 11 SP3 Driver
Not Applicable	Native	Native	Native	Native

PERC S300

The PERC S300 controller supports the following Dell PowerEdge systems: R210, R210 II, R220, R310, R410, R415, R510, R515, R920, T110, T110 II, T310, and T410

The following tables list the other elements supported by the PERC S300 controller.

Table 49. Dell OpenManage Supported Elements: PERC S300

Storage Management Service version	Server Administrator Version	PERC Firmware Version	Windows Server 2008 32-bit Driver	Windows Server 2008 64-bit Driver	Windows Server 2008 R2 Driver	Windows Server 2012 Driver
4.2	7.4	2.0.0-0166+00193000	2.0.0-0162	2.0.0-0162	2.0.0-0162	Native

Windows Server 2012 Driver R2	Red Hat Enterprise Linux 5.9	Red Hat Enterprise Linux 6.5	SUSE Linux Enterprise Server 10 SP4 Driver	SUSE Linux Enterprise Server 11 SP3 Driver
Native	Native	Native	Native	Native

Dell PowerEdge PCIe Express Flash SSD

The Dell PowerEdge PCIe Express Flash SSD supports the following Dell PowerEdge systems: R620, R720, R820, R920, M620, M820, and T620

The following tables list the other elements supported by the Dell PowerEdge PCIe Express Flash solid-state storage devices.

Table 50. Dell OpenManage Supported Elements: Dell PowerEdge PCIe Express Flash SSD

Storage Management Service version	Server Administrator Version	PERC Firmware Version	Windows Server 2008 32-bit Driver	Windows Server 2008 64-bit Driver	Windows Server 2008 R2 Driver	Windows Server 2012 Driver
4.2	7.4	B1442808	Not Supported	Not Supported	6.27.1.8	Native

Windows Server 2012 Driver R2	Red Hat Enterprise Linux 5.9 Driver	Red Hat Enterprise Linux 6.5 Driver	SUSE Linux Enterprise Server 10 SP4 Driver	SUSE Linux Enterprise Server 11 SP3 Driver
Native	1.2.32-1	1.2.32-1	Not Supported	1.2.32-1

Internal Tape Adapter

The Internal Tape Adapter supports the following Dell PowerEdge systems: T620, T320, and T420.

The following tables list the other elements supported by the Internal Tape Adapter.

The Internal Tape Adapter supports the following Tape Drives: LTO3-080 for IBM ULTRIUM-HH3, LTO4-120 for IBM ULTRIUM-HH4, LTO5-140 for IBM ULTRIUM-HH5 and LTO6-200 for IBM ULTRIUM-HH6.

Table 51. Dell OpenManage Supported Elements: Internal Tape Adapter

Storage Management Service version	Server Administrator Version	PERC Firmware Version	Windows Server 2008 32-bit Driver	Windows Server 2008 64-bit Driver	Windows Server 2008 R2 Driver	Windows Server 2012 Driver	Windows Server 2012 R2 Driver
4.2	7.4	07.03.06.00	2.0.35.10	2.0.35.10	2.0.35.10	Native	Native

Red Hat Enterprise Linux 5.9 Driver	Red Hat Enterprise Linux 6.5 Driver	SUSE Linux Enterprise Server 10 SP4 Driver	SUSE Linux Enterprise Server 11 SP3 Driver
Native	Native	Native	Native